

# Workspace & storage solutions



Efficient workspace



Comprehensive range

Project solutions

# CONTENTS

Sustainability	4 – 5
Global presence, local service	6 – 7
UK manufacturing capability	8 – 9
Our customer promise	10 – 11
Your project partner	12 – 15
bott product groups	16 – 17
Accessories	18 – 19
Standard colour options	20 – 21
Custom colours	22 – 23
cubio - Our professional solution	24 - 27
cubio - Workstations	28 - 29
cubio - Cabinets	30 – 51
cubio - Mobile	52 – 67
cubio - Cupboards	68 – 85
cubio - Benches	86 – 125
cubio - Accessories	126 – 157
perfo - The original system	158 – 203
CNC - Machine tool storage	204 – 221
verso - Our versatile solution	222 - 225
verso - Workstations	226 - 227
verso - Cabinets	228 – 241
verso - Mobile	242 – 251
verso - Cupboards	252 – 267
verso - Benches	268 – 287
verso - Accessories	288 – 297
Facilities	298 – 309
Cases	310 – 313
Seating	314 – 319



## Improve your efficiency - choose bott

Thank you for considering bott to deliver your workplace storage solution.

We're focussed on creating efficient, organised workspaces - for customers who want to improve and evolve and get the best out of their working environments. Our experience shows that investments in modern fit-for-purpose equipment, results in greater efficiencies, increased productivity and long-term operational success.

With a strong commitment to delivering excellent customer service, you can be confident that our products and services will support your ongoing business success.

Our offer goes beyond the simple supply of products - we regularly design, manufacture and install customised solutions. Our project design engineers can visit your site for a free design consultation and propose a solution based around your individual needs.

**Choose a workplace storage solution from bott and help drive efficiencies in your business.**

Contact us:

Tel: 01288 357788 or Email: [i-sales@bott.com](mailto:i-sales@bott.com)

# Sustainability



Positive impact

Long-term solutions



## Working smarter for a changing world

Our mission is to create efficient and productive workspaces, using the best available materials, technologies, and methods in an innovative and responsible way, to make a positive impact on people and environment.

Our high-performance products are both durable and modular, providing you with a future proof workspace that can be expanded or amended at any time.

As a company, we take a proactive approach to reducing our environmental impact and are committed to protecting our natural resources. We've invested heavily in green technologies across our UK sites, such as electric company vehicles, rainwater harvesting, energy efficiency, intelligent lighting and solar power. Bott Ltd is registered to and meets the requirements

of the internationally recognised Environmental Management Standard - ISO 14001:2015 by NQA.

Our UK manufacturing facility in Bude, Cornwall, is one of the largest employers in the region and we're proud to maintain a positive impact on the local community through a variety of support initiatives.

**Choose bott for durable, sustainable solutions.**

# Global presence, local service



The Bott Group



## A partner you can trust

With over 90 years of industry experience, the Bott Group are world-leading manufacturers and suppliers of efficient workspace solutions; with three manufacturing sites in Europe and a fully integrated global sales network.

In the UK, Bott Ltd. have been manufacturing high-quality workplace storage equipment for over 40 years.

Innovation is key to bott's success. We develop and create market led solutions, based on a real understanding of our customers' needs. We are agile and flexible and collaborate on a group level to develop new and relevant products.

As a trusted partner to many specialist brands from a wide range of industries, we are well prepared to assist you with your workplace storage requirements.

**Choose bott and benefit from a wealth of knowledge, skill and expertise.**

# UK manufacturing capability



Made in the UK





## Delivering value for customers

We are proud to be a British manufacturing success story. From our UK facility in Cornwall, we ensure that the technologies and processes we use are focused on delivering the best value for our customers.

Through the application of LEAN manufacturing principles and investments into automated production; our state-of-the-art factory delivers consistent high-quality - from raw materials through to our finished products. Our flexible manufacturing capability and customer focused approach, enables us to offer both comprehensive ranges and bespoke requirements, with reliable delivery.

As a company, we take a proactive approach to reducing our environmental impact and are committed to protecting our natural resources. We've invested heavily in green technologies such as electric company vehicles, rainwater harvesting, energy efficiency, intelligent lighting and solar power.

**Choose bott for reliable quality and delivery.**

# Our customer promise



Long-term solutions



## Designed to perform, built to last

Choosing functional, sustainable products that stand the test of time, is now more important than ever. A long-term investment today, helps to prepare for the challenges of tomorrow.


At bott, we're in the business of producing high-quality storage solutions that deliver excellent customer value. Our in-house design, test and manufacture process, means that we can be confident in the quality and longevity of our products.

To ensure your equipment is up to the job, our products have exceptionally high capacities including; 100% drawer extension, 200kg U.D.L capacity drawers and 1 tonne U.D.L. rated benches.

Our 'Built to Last' approach guarantees that our workplace storage equipment will stand the test of time and match the exacting demands of your operations. Our UK manufactured products carry a 10-year extended guarantee and support is only a phone call away.

**Choose bott and you'll be investing in a high-quality, professional long-term solution.**

# Your project partner



Consult

Develop



## Turning your ideas into reality

Our custom design and build service was developed to help customers choose the most beneficial solution, when creating their new working environments. Whether kitting out a new facility, or simply transforming an existing area, projects can be time-consuming, demanding and costly if things don't go to plan.

With many years of experience in a wide range of sectors, our project management team are specialists in the field. They can visit your site to gain an in-depth understanding of your operational needs, the size of your working area, budgetary considerations and timescales.

By working together, we can discuss the most suitable products, materials and configurations, then create detailed 3D visuals of your workspace proposal, ensuring it's perfect for you.

With a wide-ranging product offer and the flexibility that comes from having our own manufacturing plant, we can transform your ideas into reality.

**Choose bott and you'll receive a truly tailored solution.**

# Your project partner



Deliver

Install



## Installations, scheduled to suit you

As an optional extra and to finish off the process, we can install your workplace storage equipment so that it's ready for use.

To keep disruption down to a minimum, our installations are scheduled to fit around you and your business, ensuring a swift and easy transfer into your new workspace.

Our highly trained engineers will meet the delivery, unwrap and assemble the equipment and efficiently install your system in accordance with site requirements. They will handle every part of the build - leaving you with a fully functional working environment to be proud of.

You can be confident that from consultation and design, through to delivery and completed installation, we provide a reliable, professional, high-quality service.

**Choose bott for peace of mind.**


# Our modular ranges



Comprehensive range

Flexible & adaptable





## Workplace storage products

By listening to the needs of our customers, we've developed a truly comprehensive range of medium and heavy-duty storage equipment. Our designers focus on delivering useful functionality, through using the right materials, design and production processes.

Modular in nature, our ranges offer long-term, high performance, ensuring that your bespoke solution can be added to or amended in the future. Drawer cabinets, workbenches and storage cupboards are available in a diverse range of sizes, colours and configurations, along with a wide variety of accessories to create your individual solution.

- cubio - Professional solution
- perfo - Small parts storage
- CNC - Machine tool storage
- verso - Quality with value

# Accessories



Efficient organisation



## Accessories for every requirement

We offer a wide and comprehensive range of accessories, ensuring your workplace storage equipment delivers 100% efficiency.

**Choose bott for efficient organisation.**

- Internal drawers
- Drawer divider kits
- Cupboard shelves & backpanels
- Worktops & top trays
- Bench panels
- Base plinths, forklift and drop in bases
- Rear framework systems

# Standard colour options



Durable, powder-coat finish



**.77** | Exclusive colour option for **bott cubio**

## Quality, long-lasting colour

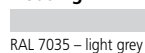
Our products are expertly finished in a high-quality powder-coat paint at our UK factory, providing a durable, consistent finish and tough protection against wear and damage.

We offer an exclusive standard colour option for our bott cubio range, 'all over' anthracite grey (.77) - providing a modern, sleek and professional look suitable for any working environment.

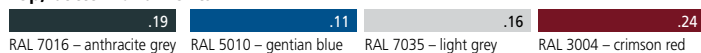
**Choose bott for smart, long-lasting solutions.**

- Our standard product colour is light grey housing (RAL7035) with anthracite grey fronts (RAL7016) - you can however, choose from four additional standard options at no extra cost
- To make your choice, simply refer to the colour key found at the bottom of the catalogue pages, replacing the two digit suffix (normally .19) with your selection
- Our hazardous substance cupboards are finished in yellow (RAL1023)

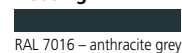
**Housing:**



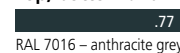
**Top, bottom and fronts:**



**Housing:**



**Top, bottom and fronts:**



# Custom colours



Flexible manufacturing  
capability



## Tailor your workspace

If you're looking to strengthen your brand or simply want a solution to complement your workshop, office or garage, why not finish off your workplace storage equipment in a custom colour?

In addition to our five standard options, we have the manufacturing flexibility to supply your products in a special colour or combination of your choice. For environments demanding the highest levels of hygiene, such as hospitals, schools and food production facilities, antibacterial coatings can be arranged upon request.

For industrial settings where static electricity can cause a problem, particularly for sensitive components used in electronics assembly, ESD safe coatings are also an option. Whatever your special request, we can ensure the perfect finish for your needs.

**Choose bott and we'll help you create an individual workspace to be proud of.**

# development

visualisation



inception  
to completion

characteristic  
evaluation

mechanical  
destructive







testing

non-destructive testing

results interpretation

design enhancement

modern engineering

Light weight high strength advanced joining technology

# cubio - Our professional solution



Maximum reliability

Heavy-duty



## Durable & reliable

Ergonomically designed, bott cubio is our professional, heavy-duty storage system, suitable for the most demanding applications. Perfect for custom projects, the modular range covers drawer cabinets, cupboards, workbenches and accessories. bott cubio is configurable to suit individual processes and can be adapted over time.

**Choose bott cubio for advanced applications and demanding environments.**

- bott integrated system design
- Mobile and static options
- 75kg / 200kg U.D.L capacity drawers
- 100% extension drawer slides
- Comprehensive accessory range
- 10-year extended guarantee

# cubio | Workstations

## cubio Workstations

- Freestanding workshop kit incorporating bott cubio units
- Cabinets and cupboards with 1 tonne overall capacity
- Overhead cupboards have lift up doors. Floor models have perfo panel lined, hinged doors
- Static cabinets have 75kg U.D.L capacity per drawer with 100% extension and safety drawer blocking
- Mobile cabinets have 50kg U.D.L. capacity, 100% extension drawers with blocking and safety interlocks
- Galvanised steel shelves with 100kg U.D.L capacity
- Heavy duty 40mm worktop
- Rear perfo tool storage



A

Model	Width (mm)	Depth (mm)	Height (mm)	Included items	Lino
					Order Ref.
A	3550	565	2000	2x 800W x 525D x 2000H 4 shelf cupboards 3x 650W x 325D x 600H overhead cupboards 1x 650W x 525D x 900H 6 drawer cabinet 1x 650W x 525D x 900H 3 drawer / door cabinet 1x 525W x 525D x 885H 5 drawer mobile cabinet 3x 650W x 525D 40mm worktops 3x 650W x 457H perfo panels 1x Rear support frame	45010003.19V

## cubio Workstations



B



C

Model	Width (mm)	Depth (mm)	Height (mm)	Included items	Lino
					Order Ref.
B	2100	565	2000	1x 800W x 525D x 2000H 4 shelf cupboards 2x 650W x 325D x 600H overhead cupboards 1x 650W x 525D x 900H 6 drawer cabinet 1x 650W x 525D x 900H 3 drawer / door cabinet 1x 1300W x 525D 40mm worktop 1x 1300W x 457H perfo panel 1x Rear support frame	45010001.19V
C	2400	565	2000	1x 800W x 525D x 900H 2 shelf cupboards 3x 800W x 325D x 600H overhead cupboards 1x 800W x 525D x 900H 6 drawer cabinet 1x 800W x 525D x 900H 3 drawer / door cabinet 3x 800W x 525D 40mm worktops 3x 800W x 457H perfo panels 1x Rear support frame	45010002.19V

**Housing:**

RAL 7035 – light grey

**Top, bottom and fronts:**

.19
.11
.16
.24

RAL 7016 – anthracite grey   RAL 5010 – gentian blue   RAL 7035 – light grey   RAL 3004 – crimson red

**Housing:**

RAL 7016 – anthracite grey

**Top, bottom and fronts:**


.77

RAL 7016 – anthracite grey

- cubio cabinets
- cubio mobile
- cubio cupboards
- cubio benches
- cubio accessories
- perfo
- CNC
- verso cabinets
- verso mobile
- verso cupboards
- verso benches
- verso accessories
- facilities
- cases
- seating

# cubio - Cabinets





## Robust Housing

With reinforced steel housings, heavy-duty cubio cabinets offer a total capacity of up to 1.5 tonne and are available in a wide range of plan sizes and height options.

## High-capacity Drawers

Standard fitment drawers are 75kg U.D.L. capacity, with full 100% extension roller bearing slides and scuff resistant galvanised pans. Optional heavier-duty 200kg drawers are available. Small parts can be efficiently organised with trough blocks, storage boxes and adjustable metal dividers.

## Drawer Locking & Blocking

All cubio cabinets are centrally lockable, with integrated drawer blocking mechanism as standard. Master locking options are available.

## Practical Work Surfaces

40mm thick Multiplex or Lino worktops are available for all cubio cabinets. Raised edged top trays with quality inlaid mats are also an option, designed to prevent items from rolling off the work surface.

## Wide Range of Accessories

Optional fork lift bases help to make light work of moving heavy cabinets. Enclosed fixed height base kits, internal shelves and a variety of drawer storage solutions are also available.

To ensure maximum stability all cubio cabinets should be bolted to the floor.

## cubio | Cabinets 525mm Wide

250mm High

400mm High



A



B



C

Model	Drawers (Qty x Front Height mm)	525mm Deep	650mm Deep
		Order Ref.	Order Ref.
A	1x 150	40010001.19V	40018001.19V
B	2x 150	40010005.19V	40018005.19V
C	2x 75, 1x 150	40010106.19V	40018127.19V





## 600mm High



D



E



F

Model	Drawers (Qty x Front Height mm) / Cupboard (Height mm)	525mm Deep	650mm Deep
		Order Ref.	Order Ref.
D	500 door, 1x shelf	40010095.19V	40018110.19V
E	2x 75, 1x 150, 1x 200	40010112.19V	40018017.19V
F	2x 75, 2x 100, 1x 150	40010015.19V	40018131.19V

## 700mm High



G



H



I

Model	Drawers (Qty x Front Height mm) / Cupboard (Height mm)	525mm Deep	650mm Deep
		Order Ref.	Order Ref.
G	1x75, 1x 100, / 400 door	40010017.19V	40018021.19V
H	1x 100, 2x 150, 1x 200	40010021.19V	40018025.19V
I	3x 100, 2x 150	40010127.19V	40018138.19V

**Dividers**

See page 128

**Housing:**



RAL 7035 – light grey


**Top, bottom and fronts:**



RAL 7016 – anthracite grey



RAL 5010 – gentian blue




RAL 7035 – light grey



RAL 3004 – crimson red

**Housing:**



RAL 7016 – anthracite grey

**Top, bottom and fronts:**



RAL 7016 – anthracite grey

- cubio cabinets
- cubio mobile
- cubio cupboards
- cubio benches
- cubio accessories
- perfo
- CNC
- verso cabinets
- verso mobile
- verso cupboards
- verso benches
- verso accessories
- facilities
- cases
- seating

## cubio | Cabinets 525mm Wide

### 800mm High



J



K



L

Model	Drawers (Qty x Front Height mm) / Cupboard (Height mm)	525mm Deep	650mm Deep
		Order Ref.	Order Ref.
J	1x 100, 1x 175 / 400 door	40010023.19V	40018031.19V
K	1x 100, 2x 150, 1x 200	40010021.19V	40018025.19V
L	3x 100, 2x 150	40010127.19V	40018138.19V

### 900mm High



M



N



O

Model	Drawers (Qty x Front Height mm) / Cupboard (Height mm)	525mm Deep	650mm Deep
		Order Ref.	Order Ref.
M	1x 100, 1x 125, 1x 150 / 400 door	40010033.19V	40018043.19V
N	3x 100, 2x 150, 1x 200	40010039.19V	40018049.19V
O	5x 100, 2x 150	40010041.19V	40018051.19V

## 1000mm High



P



Q



R

Model	Drawers (Qty x Front Height mm) / Cupboard (Height mm)	525mm Deep	650mm Deep
		Order Ref.	Order Ref.
P	2x 100, 1x 125, 1x 150 / 400 door	40010043.19V	40018055.19V
Q	2x 100, 2x 150, 2x 200	40010047.19V	40018059.19V
R	2x 75, 2x 100, 1x 150, 2x 200	40010051.19V	40018061.19V

## 1200mm High



S



T



U

Model	Drawers (Qty x Front Height mm)	525mm Deep	650mm Deep
		Order Ref.	Order Ref.
S	4x 100, 2x 200, 1x 300	40010119.19V	40018067.19V
T	2x 75, 1x 100, 3x 150, 2x 200	40010121.19V	40018069.19V
U	8x 100, 2x 150	40010123.19V	40018073.19V

**Housing:**

RAL 7035 – light grey

**Top, bottom and fronts:**

RAL 7016 – anthracite grey

RAL 5010 – gentian blue

RAL 7035 – light grey

RAL 3004 – crimson red

**Housing:**

RAL 7016 – anthracite grey

**Top, bottom and fronts:**

RAL 7016 – anthracite grey

## cubio | Cabinets 650mm Wide

250mm High

400mm High



A



B



C

Model	Drawers (Qty x Front Height mm)	525mm Deep	650mm Deep	750mm Deep
		Order Ref.	Order Ref.	Order Ref.
A	1x 150	40011035.19V	40019001.19V	40027092.19V
B	2x 150	40011037.19V	40019005.19V	40027108.19V
C	3x 100	40011068.19V	40019009.19V	40027096.19V

600mm High



D



E



F

Model	Drawers (Qty x Front Height mm)	525mm Deep	650mm Deep	750mm Deep
		Order Ref.	Order Ref.	Order Ref.
D	500 door, 1x shelf	40011060.19V	40019118.19V	40027098.19V
E	2x 75, 1x 150, 1x 200	40011040.19V	40019015.19V	40027100.19V
F	2x 75, 2x 100, 1x 150	40011061.19V	40019152.19V	40027102.19V

## 700mm High



G



H



I

Model	Drawers (Qty x Front Height mm)	525mm Deep	650mm Deep	750mm Deep
		Order Ref.	Order Ref.	Order Ref.
G	1x75, 1x 100 / 400 door	40011041.19V	40019021.19V	40027001.19V
H	1x 100, 2x 150, 1x 200	40011062.19V	40019025.19V	40027005.19V
I	2x75, 1x 100, 1x 150, 1x 200	40011042.19V	40019027.19V	40027007.19V

## 800mm High



J



K



L

Model	Drawers (Qty x Front Height mm)	525mm Deep	650mm Deep	750mm Deep
		Order Ref.	Order Ref.	Order Ref.
J	1x 100, 1x 175 / 400 door	40011044.19V	40019031.19V	40027011.19V
K	2x 100, 2x 150, 1x 200	40011046.19V	40019035.19V	40027015.19V
L	2x 75, 2x 100, 1x 150, 1x 200	40011047.19V	40019039.19V	40027019.19V

**Housing:**

RAL 7035 – light grey

**Top, bottom and fronts:**

RAL 7016 – anthracite grey .19

RAL 5010 – gentian blue .11

RAL 7035 – light grey .16

RAL 3004 – crimson red .24

**Housing:**

RAL 7016 – anthracite grey

**Top, bottom and fronts:**

RAL 7016 – anthracite grey .77

cupbio  
cabinets

cupbio  
mobile

cupbio  
cupboards

cupbio  
benches

cupbio  
accessories

perfo

CNC

verso  
cabinets

verso  
mobile

verso  
cupboards

verso  
benches

verso  
accessories

facilities

cases

seating

## cubio | Cabinets 650mm Wide

### 900mm High



M



N



O

Model	Drawers (Qty x Front Height mm)	525mm Deep	650mm Deep	750mm Deep
		Order Ref.	Order Ref.	Order Ref.
M	1x 100, 1x 125, 1x 150 / 400 door	40011048.19V	40019043.19V	40027104.19V
N	3x 100, 2x 150, 1x 200	40011050.19V	40019049.19V	40027088.19V
O	5x 100, 2x 150	40011051.19V	40019051.19V	40027090.19V

### 1000mm High



P



Q



R

Model	Drawers (Qty x Front Height mm)	525mm Deep	650mm Deep	750mm Deep
		Order Ref.	Order Ref.	Order Ref.
P	2x 100, 1x 125, 1x 150 / 400 door	40011052.19V	40019055.19V	40027023.19V
Q	2x 100, 2x 150, 2x 200	40011054.19V	40019059.19V	40027027.19V
R	2x 75, 2x 100, 1x 150, 2x 200	40011055.19V	40019063.19V	40027031.19V

## 1200mm High



S



T



U

Model	Drawers (Qty x Front Height mm)	525mm Deep	650mm Deep	750mm Deep
		Order Ref.	Order Ref.	Order Ref.
S	4x 100, 2x 200, 1x 300	40011063.19V	40019069.19V	40027037.19V
T	2x 75, 1x 100, 3x 150, 2x 200	40011064.19V	40019071.19V	40027039.19V
U	8x 100, 2x 150	40011065.19V	40019075.19V	40027043.19V

## 1600mm High



V



W

Model	Drawers (Qty x Front Height mm)	525mm Deep	650mm Deep	750mm Deep
		Order Ref.	Order Ref.	Order Ref.
V	2x 100, 4x 150, 2x 200, 1x 300	40011066.19V	40019154.19V	40027045.19V
W	4x 100, 2x 125, 3x 150, 2x 200	40011067.19V	40019156.19V	40027047.19V

**Housing:**

RAL 7035 – light grey

**Top, bottom and fronts:**

RAL 7016 – anthracite grey .19

RAL 5010 – gentian blue .11

RAL 7035 – light grey .16

RAL 3004 – crimson red .24

**Housing:**

RAL 7016 – anthracite grey

**Top, bottom and fronts:**

RAL 7016 – anthracite grey .77

- cupboards
- benches
- accessories
- perfo
- CNC
- cases
- seating
- cupboards
- mobile
- cupboards
- benches
- accessories
- facilities
- cases
- seating
- cupboards
- mobile
- cupboards
- benches
- accessories
- facilities
- cases
- seating
- cupboards
- mobile
- cupboards
- benches
- accessories
- facilities
- cases
- seating
- cupboards
- mobile
- cupboards
- benches
- accessories
- facilities
- cases
- seating
- cupboards
- mobile
- cupboards
- benches
- accessories
- facilities
- cases
- seating

## cubio | Cabinets 800mm Wide

### 600mm High



A



B



C

Model	Drawers (Qty x Front Height mm) / Cupboard (Height mm)	525mm Deep	650mm Deep	750mm Deep
		Order Ref.	Order Ref.	Order Ref.
A	1x 75 / 400 door	40012091.19V	40020001.19V	40028089.19V
B	2x 75, 1x 150, 1x 200	40012093.19V	40020005.19V	40028091.19V
C	2x 75, 2x 100, 1x 150	40012005.19V	40020135.19V	40028093.19V

### 700mm High



D



E



F

Model	Drawers (Qty x Front Height mm) / Cupboard (Height mm)	525mm Deep	650mm Deep	750mm Deep
		Order Ref.	Order Ref.	Order Ref.
D	1x75, 1x 100 / 400 door	40012007.19V	40020011.19V	40028095.19V
E	1x 100, 2x 150, 1x 200	40012011.19V	40020015.19V	40028003.19V
F	2x75, 1x 100, 1x 150, 1x 200	40012095.19V	40020017.19V	40028005.19V



**800mm High**



G



H



I

Model	Drawers (Qty x Front Height mm) / Cupboard (Height mm)	525mm Deep	650mm Deep	750mm Deep
		Order Ref.	Order Ref.	Order Ref.
G	1x 100, 1x 175 / 400 door	40012013.19V	40020021.19V	40028097.19V
G-200kg	1x 100, 1x 175 / 400door	/	40020022.19V	40028098.19V
H	2x 100, 2x 150, 1x 200	40012017.19V	40020025.19V	40028011.19V
H-200kg	2x 100, 2x 150, 1x 200	/	40020026.19V	40028012.19V
I	2x 75, 2x 100, 1x 150, 1x 200	40012097.19V	40020129.19V	40028087.19V
I-200kg	2x 75, 2x 100, 1x 150, 1x 200	/	40020130.19V	40028088.19V

**800mm High**



J



K



L

Model	Drawers (Qty x Front Height mm) / Cupboard (Height mm)	525mm Deep	650mm Deep	750mm Deep
		Order Ref.	Order Ref.	Order Ref.
J	700 cupboard. 2x shelf	40012077.19V	40020110.19V	40028099.19V
K	4x 100, 2x 150	40012019.19V	40020139.19V	40028102.19V
L	4x75, 1x 100, 2x 150	40012021.19V	40020137.19V	40028100.19V

**Housing:**



RAL 7035 – light grey

**Top, bottom and fronts:**



RAL 7016 – anthracite grey



RAL 5010 – gentian blue



RAL 7035 – light grey



RAL 3004 – crimson red

**Housing:**



RAL 7016 – anthracite grey

**Top, bottom and fronts:**



RAL 7016 – anthracite grey

cupio  
cabinets

cupio  
mobile

cupio  
cupboards

cupio  
benches

cupio  
accessories

perfo

CNC

verso  
cabinets

verso  
mobile

verso  
cupboards

verso  
benches

verso  
accessories

facilities

cases

seating

# cubio | Cabinets 800mm Wide

## 900mm High



M



N



O

Model	Drawers (Qty x Front Height mm) / Cupboard (Height mm)	525mm Deep	650mm Deep	750mm Deep
		Order Ref.	Order Ref.	Order Ref.
M	1x 100, 1x 125, 1x 150 / 400 door	40012023.19V	40020033.19V	40028104.19V
M-200kg	1x100, 1x 125, 1x 150 / 400 door	/	40020034.19V	40028105.19V
N	3x 100, 2x 150, 1x 200	40012087.19V	40020120.19V	40028115.19V
N-200kg	3x 100, 2x 150, 1x 200	/	40020147.19V	40028116.19V
O	5x 100, 2x 150	40012029.19V	40020041.19V	40028108.19V
O-200kg	5x 100, 2x 150	/	40020042.19V	40028109.19V

## 1000mm High



P



Q



R

Model	Drawers (Qty x Front Height mm)	525mm Deep	650mm Deep	750mm Deep
		Order Ref.	Order Ref.	Order Ref.
P	2x 100, 2x 150, 2x 200	40012035.19V	40020049.19V	40028019.19V
P-200kg	2x 100, 2x 150, 2x 200	/	40020050.19V	40028020.19V
Q	2x 75, 2x 100, 1x 150, 2x 200	40012100.19V	40020053.19V	40028023.19V
Q-200kg	2x 75, 2x 100, 1x 150, 2x 200	/	40020054.19V	40028024.19V
R	2x 75, 4x 100, 1x 150, 1x 200	40012102.19V	40020142.19V	40028029.19V
R-200kg	2x 75, 4x 100, 1x 150, 1x 200	/	40020143.19V	40028030.19V

1200mm High



S



T



U

Model	Drawers (Qty x Front Height mm)	525mm Deep	650mm Deep	750mm Deep
		Order Ref.	Order Ref.	Order Ref.
S	4x 100, 2x 200, 1x 300	40012104.19V	40020059.19V	40028031.19V
S-200kg	4x 100, 2x 200, 1x 300	/	40020060.19V	40028032.19V
T	2x 75, 1x 100, 3x 150, 2x 200	40012106.19V	40020061.19V	40028033.19V
T-200kg	2x 75, 1x 100, 3x 150, 2x 200	/	40020062.19V	40028034.19V
U	8x 100, 2x 150	40012108.19V	40020065.19V	40028037.19V
U-200kg	8x 100, 2x 150	/	40020066.19V	40028038.19V



Housing:

RAL 7035 – light grey

Top, bottom and fronts:

.19
.11
.16
.24

RAL 7016 – anthracite grey   RAL 5010 – gentian blue   RAL 7035 – light grey   RAL 3004 – crimson red

Housing:

RAL 7016 – anthracite grey

Top, bottom and fronts:

.77

RAL 7016 – anthracite grey

cubio cabinets

cubio mobile

cubio cupboards

cubio benches

cubio accessories

perfo

CNC

verso cabinets

verso mobile

verso cupboards

verso benches

verso accessories

facilities

cases


seating

## cubio | Cabinets 800mm Wide

1600mm High



V



W

Model	Drawers (Qty x Front Height mm)	525mm Deep	650mm Deep	750mm Deep
		Order Ref.	Order Ref.	Order Ref.
V	2x 100, 4x 150, 2x 200, 1x 300	40012110.19V	40020067.19V	40028039.19V
V-200kg	2x 100, 4x 150, 2x 200, 1x 300	/	40020068.19V	40028040.19V
W	4x 100, 2x 125, 3x 150, 2x 200	40012112.19V	40020069.19V	40028041.19V
W-200kg	4x 100, 2x 125, 3x 150, 2x 200	/	40020070.19V	40028042.19V



# cubio | Cabinets 1050mm Wide

## 800mm High



A



B

Model	Drawers (Qty x Front Height mm)	650mm Deep	750mm Deep
		Order Ref.	Order Ref.
A	2x 100, 2x 150, 1x 200	40021009.19V	40029009.19V
A-200kg	2x 100, 2x 150, 1x 200	40021010.19V	40029010.19V
B	2x 75, 2x 100, 1x 150, 1x 200	40021191.19V	40029085.19V
B-200kg	2x 75, 2x 100, 1x 150, 1x 200	40021192.19V	40029086.19V

## 900mm High



C



D

Model	Drawers (Qty x Front Height mm)	650mm Deep	750mm Deep
		Order Ref.	Order Ref.
C	3x 100, 2x 150, 1x 200	40021223.19V	40029103.19V
C-200kg	3x 100, 2x 150, 1x 200	40021224.19V	40029104.19V
D	5x 100, 2x 150	40021021.19V	40029091.19V
D-200kg	5x 100, 2x 150	40021022.19V	40029092.19V

**Housing:**



RAL 7035 – light grey

**Top, bottom and fronts:**



RAL 7016 – anthracite grey



RAL 5010 – gentian blue




RAL 7035 – light grey



RAL 3004 – crimson red

**Housing:**



RAL 7016 – anthracite grey

**Top, bottom and fronts:**



RAL 7016 – anthracite grey

- cubio cabinets
- cubio mobile
- cubio cupboards
- cubio benches
- cubio accessories
- perfo
- CNC
- verso cabinets
- verso mobile
- verso cupboards
- verso benches
- verso accessories
- facilities
- cases
- seating

## cubio | Cabinets 1050mm Wide

### 1000mm High



E



F

Model	Drawers (Qty x Front Height mm)	650mm Deep	750mm Deep
		Order Ref.	Order Ref.
E	2x100, 2x 150, 2x 200	40021227.19V	40029107.19V
E-200	2x100, 2x 150, 2x 200	40021228.19V	40029108.19V
F	2x 75, 2x 100, 1x 150, 2x 200	40021029.19V	40029021.19V
F-200	2x 75, 2x 100, 1x 150, 2x 200	40021030.19V	40029022.19V

### 1000mm High



G



H

Model	Drawers (Qty x Front Height mm)	650mm Deep	750mm Deep
		Order Ref.	Order Ref.
G	2x 75, 3x 100, 3x 150	40021033.19V	40029025.19V
G-200kg	2x 75, 3x 100, 3x 150	40021034.19V	40029026.19V
H	9x 100	40021035.19V	40029027.19V
H-200kg	9x 100	40021036.19V	40029028.19V

## 1200mm High



I



J

Model	Drawers (Qty x Front Height mm)	650mm Deep	750mm Deep
		Order Ref.	Order Ref.
I	2x 75, 1x 100, 3x 150, 2x 200	40021039.19V	40029031.19V
I-200kg	2x 75, 1x 100, 3x 150, 2x 200	40021040.19V	40029032.19V
J	8x 100, 2x 150	40021041.19V	40029033.19V
J-200kg	8x 100, 2x 150	40021042.19V	40029034.19V

## 1600mm High



K



L

Model	Drawers (Qty x Front Height mm)	650mm Deep	750mm Deep
		Order Ref.	Order Ref.
K	2x 100, 4x 150, 2x 200, 1x 300	40021043.19V	40029035.19V
K-200kg	2x 100, 4x 150, 2x 200, 1x 300	40021044.19V	40029036.19V
L	4x 100, 2x 125, 3x 150, 2x 200	40021045.19V	40029037.19V
L-200kg	4x 100, 2x 125, 3x 150, 2x 200	40021046.19V	40029038.19V

**Housing:**

RAL 7035 – light grey

**Top, bottom and fronts:**

RAL 7016 – anthracite grey

RAL 5010 – gentian blue

RAL 7035 – light grey

RAL 3004 – crimson red

**Housing:**

RAL 7016 – anthracite grey

**Top, bottom and fronts:**

RAL 7016 – anthracite grey

cupbio  
cabinets

cupbio  
mobile

cupbio  
cupboards

cupbio  
benches

cupbio  
accessories

perfo

CNC

verso  
cabinets

verso  
mobile

verso  
cupboards

verso  
benches

verso  
accessories

facilities

cases

seating

## cubio | Cabinets 1300mm Wide

### 800mm High



A



B

Model	Drawers (Qty x Front Height mm)	650mm Deep	750mm Deep
		Order Ref.	Order Ref.
A	2x 100, 2x 150, 1x 200	40022107.19V	40030007.19V
A-200kg	2x 100, 2x 150, 1x 200	40022108.19V	40030008.19V
B	2x 75, 2x 100, 1x 150, 1x 200	40022109.19V	40030071.19V
B-200kg	2x 75, 2x 100, 1x 150, 1x 200	40022110.19V	40030072.19V

### 900mm High



C



D

Model	Drawers (Qty x Front Height mm)	650mm Deep	750mm Deep
		Order Ref.	Order Ref.
C	3x 100, 2x 150, 1x 200	40022115.19V	40030085.19V
C-200kg	3x 100, 2x 150, 1x 200	40022116.19V	40030086.19V
D	5x 100, 2x 150	40022117.19V	40030087.19V
D-200kg	5x 100, 2x 150	40022118.19V	40030088.19V



1000mm High



E



F

Model	Drawers (Qty x Front Height mm)	650mm Deep	750mm Deep
		Order Ref.	Order Ref.
E	2x 75, 2x 100, 1x 150, 2x 200	40022125.19V	40030015.19V
E-200kg	2x 75, 2x 100, 1x 150, 2x 200	40022126.19V	40030016.19V
F	2x 75, 3x 100, 3x 150	40022153.19V	40030019.19V
F-200kg	2x 75, 3x 100, 3x 150	40022154.19V	40030020.19V

1000mm High



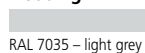
G



H


Model	Drawers (Qty x Front Height mm)	650mm Deep	750mm Deep
		Order Ref.	Order Ref.
G	2x 100, 2x 200, 1x 300	40022121.19V	40030091.19V
G-200kg	2x 100, 2x 200, 1x 300	40022122.19V	40030092.19V
H	2x100, 2x150, 2x 200	40022123.19V	40030093.19V
H-200kg	2x100, 2x150, 2x 200	40022124.19V	40030094.19V

Housing:



RAL 7035 – light grey

Top, bottom and fronts:



RAL 7016 – anthracite grey



RAL 5010 – gentian blue



RAL 7035 – light grey




RAL 3004 – crimson red

Housing:



RAL 7016 – anthracite grey

Top, bottom and fronts:



RAL 7016 – anthracite grey

cupboards

mobile

cupboards

benches

accessories

perfo

CNC

cupboards

mobile

cupboards

benches

accessories

facilities

cases

seating

# cubio | Cabinets 1300mm Wide

1200mm High



I



J

Model	Drawers (Qty x Front Height mm)	650mm Deep	750mm Deep
		Order Ref.	Order Ref.
I	2x 75, 1x 100, 3x 150, 2x 200	40022129.19V	40030021.19V
I-200kg	2x 75, 1x 100, 3x 150, 2x 200	40022130.19V	40030022.19V
J	8x 100, 2x 150	40022131.19V	40030025.19V
J-200kg	8x 100, 2x 150	40022132.19V	40030026.19V



1600mm High



K



L

Model	Drawers (Qty x Front Height mm)	650mm Deep	750mm Deep
		Order Ref.	Order Ref.
K	2x 100, 4x 150, 2x 200, 1x 300	40022133.19V	40030075.19V
K-200kg	2x 100, 4x 150, 2x 200, 1x 300	40022134.19V	40030076.19V
L	4x 100, 2x 125, 3x 150, 2x 200	40022135.19V	40030029.19V
L-200kg	4x 100, 2x 125, 3x 150, 2x 200	40022136.19V	40030030.19V

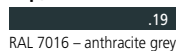


Housing:



RAL 7035 – light grey

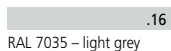
Top, bottom and fronts:



RAL 7016 – anthracite grey



RAL 5010 – gentian blue

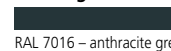


RAL 7035 – light grey



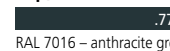
RAL 3004 – crimson red

Housing:



RAL 7016 – anthracite grey

Top, bottom and fronts:



RAL 7016 – anthracite grey

- cupboards
- mobile
- cupboards
- benches
- accessories
- perfo
- CNC
- cupboards
- mobile
- cupboards
- benches
- accessories
- facilities
- cases
- seating

# cubio - Mobile





### Robust Housing

With reinforced steel housings, cubio mobile cabinets offer an overall load capacity of up to 600kg and are available in a wide range of plan sizes and height options.

### Efficient Drawer Storage

Standard fitment drawers are 50kg U.D.L. capacity with full 100% extension roller bearing slides and scuff resistant galvanised pans. Small parts can be efficiently organised with trough blocks, storage boxes and adjustable metal dividers.

### Drawer Locking & Blocking

Mobile cubio cabinets are centrally lockable, with integrated drawer blocking mechanism and safety trigger locking as standard. The trigger locking ensures that drawers remain closed in transit, even when unlocked. Master locking also available.

### Practical Work Surfaces

Mobile cubio cabinets are fitted with either raised edged top trays with quality inlaid mats, designed to prevent items from rolling off the surface or tough, 20mm thick Multiplex or Lino worktops.

### Enhanced Mobility


High-quality castors and comfort grip handles are used throughout the range. Swivel and brake versions enhance mobility and stability.

- cubio cabinets
- cubio mobile**
- cubio cupboards
- cubio benches
- cubio accessories
- perfo
- CNC
- verso cabinets
- verso mobile
- verso cupboards
- verso benches
- verso accessories
- facilities
- cases
- seating

# cubio | **Mobile** 525mm Wide x 525mm Deep

## 525mm Wide x 525mm Deep Mobile Cabinets

- 50kg U.D.L. capacity, 100% extension drawers
- Drawer blocking and safety interlocks
- Internal drawer dimension 400mm wide x 400mm deep
- Total combined load capacity 300kg
- 785 / 790mm high model may be parked under a bott cubio pedestal workbench



20mm  
Multiplex  
(Mpx)

20mm  
Lino

Top Tray  
& Mat



See page  
128

## 785 / 790mm High

## 885 / 890mm High



**A**



**B**



**C**

Model	Drawers (Qty x Front Height mm)	Mpx Worktop	Lino Worktop	Top Tray & Mat
		Order Ref.	Order Ref.	Order Ref.
A	3x 100, 1x 200	40402133.19V	40402134.19V	40402109.19V
B	2x 75, 2x 100, 1x 150	40402135.19V	40402136.19V	40402011.19V
C	3x100, 2x150	40402137.19V	40402138.19V	40402132.19V

985 / 990mm High



D



E

Model	Drawers (Qty x Front Height mm)	Mpx Worktop	Lino Worktop	Top Tray & Mat
		Order Ref.	Order Ref.	Order Ref.
D	2x 100, 2x 150, 1x 200	40402139.19V	40402140.19V	40402019.19V
E	4x 75, 1x 100, 2x 150	40402141.19V	40402142.19V	40402021.19V



Housing:

RAL 7035 – light grey

Top, bottom and fronts:

.19
.11
.16
.24

RAL 7016 – anthracite grey

RAL 5010 – gentian blue

RAL 7035 – light grey

RAL 3004 – crimson red

Housing:

RAL 7016 – anthracite grey

Top, bottom and fronts:

.77


RAL 7016 – anthracite grey

- cupboards
- mobile
- cupboards
- benches
- accessories
- perfo
- CNC
- vers
- mobile
- cupboards
- benches
- accessories
- facilities
- cases
- seating

# cubio | **Mobile** 525mm Wide x 650mm Deep

## 525mm Wide x 650mm Deep Mobile Cabinets

- 50kg U.D.L. capacity, 100% extension drawers
- Drawer blocking and safety interlocks
- Internal drawer dimension 400mm wide x 525mm deep
- Total combined load capacity 300kg
- 785 / 790mm high model may be parked under a bott cubio pedestal workbench



20mm  
Multiplex  
(Mpx)

20mm  
Lino

Top Tray  
& Mat



Dividers

See page  
128

## 785 / 790mm High

## 885 / 890mm High



**A**



**B**

Model	Drawers (Qty x Front Height mm)	Mpx Worktop	Lino Worktop	Top Tray & Mat
		Order Ref.	Order Ref.	Order Ref.
A	3x 100, 1x 200	40402184.19V	40402185.19V	40402111.19V
B	2x 75, 1x 100, 1x 150, 1x200	40402186.19V	40402187.19V	40402113.19V





- cupboards
- mobile
- cupboards
- benches
- accessories
- perfo
- CNC
- cupboards
- mobile
- cupboards
- benches
- accessories
- facilities
- cases
- seating

**Housing:**

RAL 7035 – light grey

**Top, bottom and fronts:**

.19
.11
.16
.24

RAL 7016 – anthracite grey   RAL 5010 – gentian blue   RAL 7035 – light grey   RAL 3004 – crimson red

**Housing:**

RAL 7016 – anthracite grey

**Top, bottom and fronts:**


.77

RAL 7016 – anthracite grey

# cubio | **Mobile** 650mm wide x 525mm deep

## 650mm Wide x 525mm Deep Mobile Cabinets

- 50kg U.D.L. capacity, 100% extension drawers
- Drawer blocking and safety interlocks
- Internal drawer dimension 525mm wide x 400mm deep
- Total combined load capacity 300kg
- 785 / 790mm high model may be parked under a 900mm deep bott cubio pedestal bench



20mm  
Multiplex  
(Mpx)

20mm  
Lino

Top Tray  
& Mat

### 785 / 790mm High

### 885 / 890mm High



**A**



**B**

Model	Drawers (Qty x Front Height mm)	Mpx Worktop	Lino Worktop	Top Tray & Mat
		Order Ref.	Order Ref.	Order Ref.
A	3x 100, 1x 200	40402188.19V	40402189.19V	40402115.19V
B	2x 75, 1x 100, 1x 150, 1x 200	40402190.19V	40402191.19V	40402117.19V

985 / 990mm High



Dividers

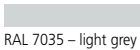
See page 128

C

Model	Drawers (Qty x Front Height mm)	Mpx Worktop	Lino Worktop	Top Tray & Mat
		Order Ref.	Order Ref.	Order Ref.
C	2x 100, 2x 150, 1x 200	40402192.19V	40402193.19V	40402119.19V



Housing:



RAL 7035 – light grey

Top, bottom and fronts:



RAL 7016 – anthracite grey

RAL 5010 – gentian blue

RAL 7035 – light grey

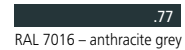
RAL 3004 – crimson red

Housing:



RAL 7016 – anthracite grey

Top, bottom and fronts:




RAL 7016 – anthracite grey

- cupboards
- benches
- accessories
- perfo
- CNC
- versob
- mobile
- cupboards
- benches
- accessories
- facilities
- cases
- seating

# cubio | **Mobile** 650mm wide x 650mm deep

## 650mm Wide x 650mm Deep Mobile Cabinets

- 50kg U.D.L. capacity, 100% extension drawers
- Drawer blocking and safety interlocks
- Internal drawer dimension 525mm wide x 525mm deep
- Total combined load capacity 300kg
- 785 / 790mm high model may be parked under a 900mm deep bott cubio pedestal bench



20mm  
Multiplex  
(Mpx)

20mm  
Lino

Top Tray  
& Mat



## 785 / 790mm High

## 885 / 890mm High



**A**



**B**



**C**

Model	Drawers (Qty x Front Height mm)	Mpx Worktop	Lino Worktop	Top Tray & Mat
		Order Ref.	Order Ref.	Order Ref.
A	3x 100, 1x 200	40402143.19V	40402144.19V	40402023.19V
B	5x 100	40402145.19V	40402146.19V	40402027.19V
C	3x 100, 2x 150	40402147.19V	40402148.19V	40402031.19V

985 / 990mm High



D



E

Model	Drawers (Qty x Front Height mm)	Mpx Worktop	Lino Worktop	Top Tray & Mat
		Order Ref.	Order Ref.	Order Ref.
D	2x 100, 2x 150, 1x 200	40402149.19V	40402150.19V	40402033.19V
E	2x 75, 2x 100, 1x 150, 1x 200	40402151.19V	40402152.19V	40402035.19V



Housing:

RAL 7035 – light grey

Top, bottom and fronts:

.19 RAL 7016 – anthracite grey .11 RAL 5010 – gentian blue .16 RAL 7035 – light grey .24 RAL 3004 – crimson red

Housing:

RAL 7016 – anthracite grey

Top, bottom and fronts:

.77 RAL 7016 – anthracite grey

- cupboards
- mobile
- cupboards
- benches
- accessories
- perfo
- CNC
- cupboards
- mobile
- cupboards
- benches
- accessories
- facilities
- cases
- seating

# cubio | **Mobile** 800mm Wide x 650mm Deep

## 800mm Wide x 650mm Deep Mobile Cabinets

- 50kg U.D.L. capacity, 100% extension drawers
- Drawer blocking and safety interlocks
- Internal drawer dimension 675mm wide x 525mm deep
- Total combined load capacity 600kg



**Multiplex (Mpx)**  
20mm thick laminated beech ply.  
Trolley height 890 / 990mm.



**Lino**  
20mm thick with lino worksurface  
bonded to particle board core. Trolley  
height 890 / 990mm.



**Top Tray**  
15mm upstands to all sides with a  
quality inlaid rubber mat. Trolley  
height 885 / 985mm.

## 785 / 790mm High



**A**



Model shown with multiplex worktop  
in the .77 all anthracite grey option

Model	Drawers (Qty x Front Height mm)	Mpx Worktop	Lino Worktop	Top Tray & Mat
		Order Ref.	Order Ref.	Order Ref.
A	2x 75, 2x 100, 1x 150	40402153.19V	40402154.19V	40402107.19V

**885 / 890mm High** **985 / 990mm High**



**B**



**C**

Model	Drawers (Qty x Front Height mm)	Mpx Worktop	Lino Worktop	Top Tray & Mat
		Order Ref.	Order Ref.	Order Ref.
B	3x 100, 2x 150	40402155.19V	40402156.19V	40402057.19V
C	2x 100, 2x 150, 1x 200	40402157.19V	40402158.19V	40402059.19V

**1085 / 1090mm High**



**D**



**E**

Model	Drawers (Qty x Front Height mm)	Mpx Worktop	Lino Worktop	Top Tray & Mat
		Order Ref.	Order Ref.	Order Ref.
D	3x 100, 2x 150, 1x 200	40402159.19V	40402160.19V	40402063.19V
E	2x75, 3x 100, 1x 150, 1x 200	40402161.19V	40402162.19V	40402065.19V

**Housing:**

RAL 7035 – light grey

**Top, bottom and fronts:**

.19
.11
.16
.24

RAL 7016 – anthracite grey   RAL 5010 – gentian blue   RAL 7035 – light grey   RAL 3004 – crimson red

**Housing:**

RAL 7016 – anthracite grey

**Top, bottom and fronts:**

.77

RAL 7016 – anthracite grey

# cubio | **Mobile** 1050mm Wide x 525mm Deep

## 1050mm Wide Mobile Cabinets

- Full width drawer units or combined drawer / cupboard maintenance trolleys
- 50kg U.D.L. capacity, 100% extension drawers with blocking and safety interlocks
- Internal drawer dimensions  
400mm wide x 400mm deep  
525mm wide x 400mm deep
- Cupboards have perfo lined doors and adjustable galvanised shelves
- Choice of top tray with mat or 20mm worktop
- Total combined load capacity 600kg



**Multiplex (Mpx)**  
20mm thick laminated beech ply.  
Trolley height 890 / 990mm.



**Lino**  
20mm thick with lino worksurface  
bonded to particle board core. Trolley  
height 890 / 990mm.



**Top Tray**  
15mm upstands to all sides with a  
quality inlaid rubber mat. Trolley  
height 885 / 985mm.

## 885 / 890mm high x 525mm deep - 525 Wide Cupboard / 525 Wide Cupboard



**A**



Model shown with multiplex wortop  
in the .77 all anthracite grey option

Model	Drawers (Qty x Front Height mm) / Cupboard (Height mm)	Mpx Worktop	Lino Worktop	Top Tray & Mat
		Order Ref.	Order Ref.	Order Ref.
A	Double 600mm high door cupboard with central partition and 2 shelves	41006001.19V	41006002.19V	41006003.19V



885 / 890mm high x 525mm deep - 525 Wide Cupboard / 525 Wide Cupboard or Drawers



B



C

Model	Drawers (Qty x Front Height mm) / Cupboard (Height mm)	Mpx Worktop	Lino Worktop	Top Tray & Mat
		Order Ref.	Order Ref.	Order Ref.
B	1x 100, 2x 150, 1x 200 / 600 cupboard with shelf	41006004.19V	41006005.19V	41006006.19V
C	2x 75, 1x 100, 1x 150, 1x 200 / 600 cupboard with shelf	41006007.19V	41006008.19V	41006009.19V

885 / 890mm high x 525mm deep - 400 Wide Cupboard / 650 Wide Drawers



D



E

Model	Drawers (Qty x Front Height mm) / Cupboard (Height mm)	Mpx Worktop	Lino Worktop	Top Tray & Mat
		Order Ref.	Order Ref.	Order Ref.
D	1x 100, 2x 150, 1x 200 / 600 cupboard with shelf	41006010.19V	41006011.19V	41006012.19V
E	2x 75, 1x 100, 1x 150, 1x 200 / 600 cupboard with shelf	41006013.19V	41006014.19V	41006015.19V

Housing:

RAL 7035 – light grey

Top, bottom and fronts:

.19
.11
.16
.24

RAL 7016 – anthracite grey RAL 5010 – gentian blue RAL 7035 – light grey RAL 3004 – crimson red

Housing:

RAL 7016 – anthracite grey

Top, bottom and fronts:

.77

RAL 7016 – anthracite grey

- cupio cabinets
- cupio mobile
- cupio cupboards
- cupio benches
- cupio accessories
- perfo
- CNC
- verso cabinets
- verso mobile
- verso cupboards
- verso benches
- verso accessories
- facilities
- cases
- seating

# cubio | **Mobile** 1050mm Wide x 650mm Deep

## 1050mm Wide Mobile Cabinets

- 50kg U.D.L. capacity, 100% extension drawers
- Drawer blocking and safety interlocks
- Internal drawer dimension 925mm wide x 525mm deep
- Total combined load capacity 600kg



Dividers



See page 128



**Multiplex (Mpx)**  
20mm thick laminated beech ply.  
Trolley height 890 / 990mm.



**Lino**  
20mm thick with lino worksurface bonded to particle board core. Trolley height 890 / 990mm.



**Top Tray**  
15mm upstands to all sides with a quality inlaid rubber mat. Trolley height 885 / 985mm.

## 885 / 890mm High x 650mm Deep

## 985 / 990mm High x 650mm Deep



**A**



**B**

Model	Drawers (Qty x Front Height mm)	Mpx Worktop	Lino Worktop	Top Tray & Mat
		Order Ref.	Order Ref.	Order Ref.
A	2x 75, 1x 100, 1x 150, 1x 200	40402163.19V	40402164.19V	40402130.19V
B	2x 100, 2x 150, 1x 200	40402165.19V	40402166.19V	40402075.19V



**Housing:**

RAL 7035 – light grey

**Top, bottom and fronts:**

RAL 7016 – anthracite grey .19  
 RAL 5010 – gentian blue .11  
 RAL 7035 – light grey .16  
 RAL 3004 – crimson red .24

**Housing:**

RAL 7016 – anthracite grey

**Top, bottom and fronts:**

RAL 7016 – anthracite grey .77

- cupboards
- mobile
- cupboards
- benches
- accessories
- perfo
- CNC
- cupboards
- mobile
- cupboards
- benches
- accessories
- facilities
- cases
- seating

# cubio - Cupboards





## Robust Housing

With reinforced steel housings, heavy-duty cubio cupboards offer up to 1.5 tonne total storage capacity and are available in a wide range of plan sizes and height options.

## Multiple Door Options

Choose from sliding, up/over roller shutter, window panel or reinforced panel lined doors.

## Galvanised Steel Shelves

Durable scuff resistant shelves in full and half-depth styles, with 100kg U.D.L capacity. 160kg U.D.L capacity shelves are standard in 1300mm wide cupboards.

## High-capacity Drawers

Standard fitment drawers offer 75kg U.D.L capacity, with full 100% extension roller bearing slides and scuff resistant galvanised pans. Optional heavier-duty 200kg drawers are available. Tough plastic troughs, boxes and adjustable metal dividers, provide multiple storage solutions.

## Fittings & Accessories

A wide range of internal fittings are available to kit out cubio cupboards; including perfo and louvre backpanels, hook, bin and divider kits, Multiplex worktops, sliding shelves, hanging rails and CNC storage systems. Optional fork lift bases make light work of moving heavy cupboards. Enclosed fixed height base kits are also available.

To ensure maximum stability all cubio cupboards should be bolted to the floor.

# cubio | **Cupboards** Panel Lined Door Shelf Cupboards

## Cupboards With perfo Panel Lined Doors

- Heavy duty cupboards with lockable doors
- perfo door liner panels
- 525 and 650 wide models have single doors, 800, 1050 and 1300 wide models have double doors
- 160kg U.D.L. capacity on 1300mm wide models, 100kg on all others
- Shown with galvanised steel shelves, for kitted models see pages 74 - 77



Standard perfo panel door liner. May be used with perfo hook accessories.

Optional louvre panel door liner. May be used with bottBoxes or bin accessories, please ask for details.



**525mm Wide** **650mm Wide**



**525mm Wide x 525mm Deep**

Height (mm)	Shelves	Order Ref.
600	1	40010095.19V
700	1	40010096.19V
800	2	40010097.19V
900	2	40010125.19V
1000	2	40010098.19V
1200	3	40010099.19V
Extra shelf 525 x 525		42101006.51V

**650mm Wide x 650mm Deep**

Height (mm)	Shelves	Order Ref.
800	2	40019120.19V
900	2	40019163.19V
1000	2	40019121.19V
1200	3	40019122.19V
1600	3	40019158.19V
2000	4	40019125.19V
Extra shelf 650 x 650		42101011.51V



**Housing:** RAL 7035 – light grey **Top, bottom and fronts:** RAL 7016 – anthracite grey .19 RAL 5010 – gentian blue .11 RAL 7035 – light grey .16 RAL 3004 – crimson red .24 **Housing:** RAL 7016 – anthracite grey **Top, bottom and fronts:** RAL 7016 – anthracite grey .77

- cupboards
- mobile
- cupboards
- benches
- accessories
- perfo
- CNC
- cupboards
- mobile
- cupboards
- benches
- accessories
- facilities
- cases
- seating

# cubio | Cupboards Panel Lined Door Shelf Cupboards

800mm Wide

1050mm Wide



800mm Wide x 525mm Deep

1050mm Wide x 525mm Deep

Height (mm)	Shelves	Order Ref.
800	2	40012077.19V
900	2	40012115.19V
1000	2	40012078.19V
1200	3	40012079.19V
1600	3	40012081.19V
2000	4	40012084.19V
Extra shelf 800 x 525		42101014.51V

Height (mm)	Shelves	Order Ref.
800	2	40013046.19V
900	2	40013077.19V
1000	2	40013047.19V
1200	3	40013048.19V
1600	3	40013050.19V
2000	4	40013053.19V
Extra shelf 1050 x 525		42101018.51V

800mm Wide x 650mm Deep

1050mm Wide x 650mm Deep

Height (mm)	Shelves	Order Ref.
800	2	40020110.19V
900	2	40020144.19V
1000	2	40020111.19V
1200	3	40020112.19V
1600	3	40020114.19V
2000	4	40020117.19V
Extra shelf 800 x 650		42101015.51V

Height (mm)	Shelves	Order Ref.
800	2	40021094.19V
900	2	40021205.19V
1000	2	40021095.19V
1200	3	40021096.19V
1600	3	40021098.19V
2000	4	40021101.19V
Extra shelf 1050 x 650		42101019.51V



1300mm Wide



1300mm Wide x 525mm Deep

Height (mm)	Shelves	Order Ref.
800	2	40014046.19V
900	2	40014066.19V
1000	2	40014047.19V
1200	3	40014048.19V
1600	3	40014050.19V
2000	4	40014053.19V
Extra shelf 1300 x 525		42101022.51V

1300mm Wide x 650mm Deep

Height (mm)	Shelves	Order Ref.
800	2	40022046.19V
900	2	40022102.19V
1000	2	40022047.19V
1200	3	40022048.19V
1600	3	40022050.19V
2000	4	40022053.19V
Extra shelf 1300 x 650		42101023.51V



Housing:

RAL 7035 – light grey

Top, bottom and fronts:

.19
.11
.16
.24

RAL 7016 – anthracite grey   RAL 5010 – gentian blue   RAL 7035 – light grey   RAL 3004 – crimson red

Housing:

RAL 7016 – anthracite grey

Top, bottom and fronts:

.77

RAL 7016 – anthracite grey

- cupboards
- mobile
- cupboards
- benches
- accessories
- perfo
- CNC
- cupboards
- mobile
- cupboards
- benches
- accessories
- facilities
- cases
- seating

# cubio | Cupboards Panel Lined Door Kitted Cupboards

## Cupboards with Drawers & Shelves

- Heavy duty cupboards with lockable perfo lined, doors
- 160kg U.D.L. capacity per shelf on 1300mm wide models, 100kg on 1050mm
- 650mm deep
- 75kg U.D.L. capacity roller bearing drawers

CNC Options



See page 216 - 219

Door Options

Window



Roller Shutter



1050mm / 1300mm Wide  
x 650mm Deep x 1000mm high




Width	Shelves	Drawers	Order Ref.
1050	2	1x 125	40021201.19V
1300	2	1x 125	40022083.19V
1050	2	2x 125	40021202.19V
1300	2	2x 125	40022084.19V
1050	1	3x 125	40021203.19V
1300	1	3x 125	40022085.19V

1050 / 1300mm Wide x 650mm Deep x 2000mm High



- cubio cabinets
- cubio mobile
- cubio cupboards
- cubio benches
- cubio accessories
- perfo
- CNC
- verso cabinets
- verso mobile
- verso cupboards
- verso benches
- verso accessories
- facilities
- cases
- seating

Width	Shelves	Drawers (Qty x Front Height)	Order Ref.
1050	3	2x 125	40021169.19V
1300	3	2x 125	40022139.19V
1050	3	3x 125	40021109.19V
1300	3	3x 125	40022087.19V
1050	2	4x 125	40021108.19V
1300	2	4x 125	40022088.19V
1050	3	9x 125	40021114.19V
1300	3	9x 125	40022089.19V
1050	2	3x 125, 3x 175	40021113.19V
1300	2	3x 125, 3x 175	40022141.19V



**Housing:** RAL 7035 – light grey

**Top, bottom and fronts:** .19 .11 .16 .24

RAL 7035 – light grey    RAL 7016 – anthracite grey    RAL 5010 – gentian blue    RAL 7035 – light grey    RAL 3004 – crimson red

**Housing:** RAL 7016 – anthracite grey

**Top, bottom and fronts:** .77

RAL 7016 – anthracite grey

# cubio | **Cupboards** Panel Lined Door Mini Workshop Cupboards

## Fully Equipped Cupboards

- Heavy duty cupboards with lockable perfo lined, doors
- 25mm multiplex shelf / worktop makes an enclosed mini workshop
- Galvanised steel shelves, 160kg U.D.L. capacity on 1300mm models, 100kg on 1050mm
- 75kg U.D.L. capacity roller bearing drawers
- perfo and louvre backpanels




CNC Options




See pages 216 - 219



15 piece hook kit



32 piece bin kit




40 piece bin kit

Item	Order Ref.
15 piece hook kit	14031411
80 piece hook kit	14031416

Item	Order Ref.
32 piece bin kit	13031070
40 piece bin kit	13021008

perfo



See pages 159 - 203

Bins



See page 182

Accessories



See pages 151 - 157

1050 / 1300mm Wide x 650mm Deep x 2000mm High



Width	Worktop	Shelves	Drawers	Order Ref.
1050	1	2	\	40021163.19V
1300	1	2	\	40022090.19V



Width	Worktop	Shelves	Drawers	Order Ref.
1050	1	1	2x 125	40021162.19V
1300	1	1	2x 125	40022091.19V



Width	Worktop	Shelves	Drawers	Order Ref.
1050	1	1	4x 125	40021160.19V
1300	1	1	4x 125	40022092.19V



Width	Worktop	Shelves	Drawers	Order Ref.
1050	1	\	9x 125	40021204.19V
1300	1	\	9x 125	40022093.19V

**Housing:** RAL 7035 – light grey **Top, bottom and fronts:** .19 .11 .16 .24

**Housing:** RAL 7016 – anthracite grey **Top, bottom and fronts:** .77 RAL 7016 – anthracite grey

- cubio cabinets
- cubio mobile
- cubio cupboards
- cubio benches
- cubio accessories
- perfo
- CNC
- verso cabinets
- verso mobile
- verso cupboards
- verso benches
- verso accessories
- facilities
- cases
- seating

## cubio | **Cupboards** Window Door Shelf Cupboards

### Window Door Cupboards

- Heavy duty cupboards with lockable doors with perspex windows
- Easy visual stock / tool check promotes good working practices
- All internal accessories such as shelves, drawers and backpanels may be used

#### Accessories



See pages 151 - 157

#### Bins



See page 182



## 1050 / 1300mm Wide x 650mm Deep Shelf Cupboards



### 1050mm Wide

Height (mm)	Shelves	1050 W x 525 D	1050 W x 650 D
		Order Ref.	Order Ref.
1200	3	40013061.19V	40021131.19V
1600	3	40013062.19V	40021132.19V
2000	4	40013064.19V	40021134.19V
Extra shelf		42101018.51V	42101019.51V

### 1300mm Wide

Height (mm)	Shelves	1300 W x 525 D	1300 W x 650 D
		Order Ref.	Order Ref.
1200	3	40014056.19V	40022058.19V
1600	3	40014057.19V	40022059.19V
2000	4	40014058.19V	40022060.19V
Extra shelf		42101022.51V	42101023.51V

## 1050 / 1300mm Wide x 650mm Deep x 2000mm High Mini Workshops



Width	Worktop	Shelves	Drawers	Order Ref.
1050	1	1	4x 125	40021258.19V
1300	1	1	4x 125	40022157.19V

Width	Worktop	Shelves	Drawers	Order Ref.
1050	1	\	9x 125	40021257.19V
1300	1	\	9x 125	40022156.19V

#### Housing:

RAL 7035 – light grey

#### Top, bottom and fronts:

RAL 7016 – anthracite grey

RAL 5010 – gentian blue

RAL 7035 – light grey

RAL 3004 – crimson red

#### Housing:

RAL 7016 – anthracite grey

#### Top, bottom and fronts:

RAL 7016 – anthracite grey

- cupio cabinets
- cupio mobile
- cupio cupboards
- cupio benches
- cupio accessories
- perfo
- CNC
- verso cabinets
- verso mobile
- verso cupboards
- verso benches
- verso accessories
- facilities
- cases
- seating

## cubio | **Cupboards** Roller Shutter Door

### Roller Shutter Door Cupboards

- Heavy duty cupboards with lockable, space saving, roller shutter doors
- Ideal for narrow aisles or restricted floor areas
- Compatible with galvanised steel shelves and all other internal accessories such as drawers and liner panels
- Durable rigid plastic door in light grey only
- 1050mm or 1300mm wide x 650mm deep



The roller shutter door is supplied in light grey plastic only with the top and bottom beams finished in the chosen colour.



#### Accessories



See pages 151 - 157

#### Bins



See page 182

#### CNC Options



See page 172 - 175



1050mm / 1300mm Wide x 650mm Deep



Height (mm)	Shelves	Drawers (Qty x Front Height)	Panels	1050 W	1300 W
				Order Ref.	Order Ref.
2000	3	/	/	40201021.19V	/
2000	4	/	/	40201011.19V	40201013.19V
2000	2	2x 175mm	2x Louvre	40201023.19V	/
2000	1	6x 175mm	2x Louvre	40201024.19V	/



**Housing:** RAL 7035 – light grey
**Top, bottom and fronts:** .19 .11 .16 .24
**Housing:** RAL 7016 – anthracite grey
**Top, bottom and fronts:** .77 RAL 7016 – anthracite grey

- cupio cabinets
- cupio mobile
- cupio cupboards
- cupio benches
- cupio accessories
- perfo
- CNC
- verso cabinets
- verso mobile
- verso cupboards
- verso benches
- verso accessories
- facilities
- cases
- seating

## cubio | **Cupboards** Sliding Door

### Sliding Door Cupboards

- Heavy duty cupboards with lockable, space saving, steel sliding doors
- Ideal for narrow aisles or restricted floor areas

Bins



See page 182

Accessories



See pages 151 - 157



**1050mm Wide** **1300mm Wide**



**1050mm Wide x 525mm Deep**

Height	Depth	Shelves	Order Ref.
800	525	2	40013067.19V
1000	525	2	40013068.19V
1200	525	3	40013069.19V
1600	525	3	40013072.19V
2000	525	4	40013071.19V
extra shelf 1050 x 525			42101018.51V

**1300mm Wide x 525mm Deep**

Height	Depth	Shelves	Order Ref.
800	525	2	40014059.19V
1000	525	2	40014060.19V
1200	525	3	40014061.19V
1600	525	3	40014064.19V
2000	525	4	40014063.19V
extra shelf 1300 x 525			42101022.51V

**1050mm Wide x 650mm Deep**

Height	Depth	Shelves	Order Ref.
800	650	2	40021137.19V
1000	650	2	40021138.19V
1200	650	3	40021139.19V
1600	650	3	40021214.19V
2000	650	4	40021141.19V
extra shelf 1050 x 650			42101019.51V

**1300mm Wide x 650mm Deep**

Height	Depth	Shelves	Order Ref.
800	650	2	40022061.19V
1000	650	2	40022062.19V
1200	650	3	40022063.19V
1600	650	3	40022094.19V
2000	650	4	40022065.19V
extra shelf 1300 x 650			42101023.51V

**Housing:**

RAL 7035 – light grey

**Top, bottom and fronts:**

.19
.11
.16
.24

RAL 7016 – anthracite grey   RAL 5010 – gentian blue   RAL 7035 – light grey   RAL 3004 – crimson red

**Housing:**

RAL 7016 – anthracite grey

**Top, bottom and fronts:**

.77

RAL 7016 – anthracite grey

- cubio cabinets
- cubio mobile
- cubio cupboards
- cubio benches
- cubio accessories
- perfo
- CNC
- verso cabinets
- verso mobile
- verso cupboards
- verso benches
- verso accessories
- facilities
- cases
- seating

## cubio | **Cupboards** Additional versions

cubio cupboards are also available in CNC storage and wall cupboard versions, and complete with inner panels to work with the bott hook and bin accessories.

Panel cupboards - see pages 196-197

Bin cupboards - see pages 198-199

Wall cupboards - see pages 200-202


CNC - see pages 216-219



# cubio | Cupboards Shelving

## Shelving

- Rapid assembly shelving
- Galvanised steel shelves, adjustable on a 100mm pitch
- 75 kg U.D.L. capacity per shelf
- Drop in base deck
- Matches cubio cupboard dimensions



### 800mm Wide x 525mm Deep

Height	Shelves	Order Ref.
1000	2	46001001.19V
2000	4	46001002.19V
Extra Shelf		46002001.51V

### 1050mm Wide x 525mm Deep

Height	Shelves	Order Ref.
1000	2	46001003.19V
2000	4	46001004.19V
Extra Shelf		46002002.51V

### 800mm Wide x 650mm Deep

Height	Shelves	Order Ref.
1000	2	46001005.19V
2000	4	46001006.19V
Extra Shelf		46002003.51V

### 1050mm Wide x 650mm Deep

Height	Shelves	Order Ref.
1000	2	46001007.19V
2000	4	46001008.19V
Extra Shelf		46002004.51V

#### Housing:

RAL 7035 – light grey	RAL 7016 – anthracite grey	RAL 5010 – gentian blue	RAL 7035 – light grey	RAL 3004 – crimson red
-----------------------	----------------------------	-------------------------	-----------------------	------------------------



#### Top, bottom and fronts:

.19	.11	.16	.24
-----	-----	-----	-----

- cubio cabinets
- cubio mobile
- cubio cupboards
- cubio benches
- cubio accessories
- perfo
- CNC
- verso cabinets
- verso mobile
- verso cupboards
- verso benches
- verso accessories
- facilities
- cases
- seating

# cubio - Benches





## Maximum Stability

With robust construction and up to 1200kg U.D.L total capacity, heavy-duty cubio benches are designed to perform and built to last.

## Durable Worktops

Hard-wearing 40mm worktops are used across the range. Choose from Multiplex or Beech, Stainless Steel or Steel Clad, Lino, Phenol, Laminate or ESD Laminate. Custom corner joints, T-joints and special lengths, are available upon request.

## Ergonomic Working

Many cubio bench styles offer fixed or height adjustable options and mobile alternatives are available for framework, workstand and storage benches. Rear and overhead frame kits can be used to create efficient and ergonomic workstations including; swivel arms, storage panels, adjustable shelves, service ducts and lighting.

## Wide Range of Accessories

Create custom configurations by combining cubio bench systems with our wide range of accessories; including backpanels, base shelves, drawer cabinets and hook and bin kits.

To ensure maximum stability all static cubio benches should be bolted to the floor.

- cubio cabinets
- cubio mobile
- cubio cupboards
- cubio benches
- cubio accessories
- perfo
- CNC
- verso cabinets
- verso mobile
- verso cupboards
- verso benches
- verso accessories
- facilities
- cases
- seating

### Worktop Overview



- Heavy duty, 40mm thick worktops
- Wide choice of materials and styles to suit most applications
- Most popular worktop choices are shown with each bench range
- Most worktops are suitable for use with most bench types. Please ask for details if the worktop type required is not shown
- Standard worktops sizes are 750, 1500, and 2000mm wide x 750mm deep and 1500 and 2000mm wide x 900mm deep
- Standard size worktops are shown on page 120 - 121 for customised installations

### Beech



40mm beech block.

A high load bearing worktop with good surface resistance to water, oils, acids and chemicals. Suitable for most benching applications.

### Multiplex (Mpx)



40mm, resin bonded, layered hardwood beech ply with cross laminated construction.

A tough general duty worktop suitable for most applications.



### Phenol



40mm top with hardwood core impregnated with phenol resin and edged in hardwood.


### Lino



40mm overall with a 38mm particle board core and a 2mm grey linoleum surface and a durable plastic edgebanding.

An easy clean top with good surface resistance to water, oils, acids and chemicals.

### Steel Clad



38mm particle board core with 1.2 mm galvanised steel cladding to surface, front and rear edges.

An extremely hard wearing, heavy duty surface for heavy engineering or hot components.

### Stainless Clad



38mm particle board core with 1.2 mm stainless steel for the surface and all edges.

### Laminate / ESD Laminate



40mm particle board core with grey laminate surface and ABS antistatic edges.

An easy clean top with high abrasion and impact resistance and excellent surface resistance to boiling water, oils, weak acids and chemicals.

The ESD version has conductive core and surface with leakage values in accordance with IEC 61340.

## cubio | Benches Framework Benches Fixed Height

### Framework Benches

- Heavy duty, braced framework
- Up to 1200kg U.D.L. capacity
- Fixed or adjustable working height
- Choice of 40mm thick worktops
- Mobile models have 125mm diameter castors and 300kg U.D.L. capacity



### Basic Bench 840mm High



Length	Depth	Worktop					
		Multiplex	Lino	Laminate	ESD Laminate	Steel clad	Stainless steel clad
		Order Ref.	Order Ref.	Order Ref.	Order Ref.	Order Ref.	Order Ref.
750	750	41003010.16V	41003012.16V	41003629.16V	41003630.16V	41003627.16V	41003628.16V
1500	750	41003082.16V	41003084.16V	41003637.16V	41003638.16V	41003635.16V	41003636.16V
1500	900	41004001.16V	41004021.16V	41004157.16V	41004158.16V	41004155.16V	41004156.16V
2000	750	41003178.16V	41003180.16V	41003645.16V	41003646.16V	41003643.16V	41003644.16V
2000	900	41004003.16V	41004023.16V	41004161.16V	41004162.16V	41004159.16V	41004160.16V

### Bench with Half Depth Shelf 840mm High



Model shown in optional .19 colour version

Length	Depth	Worktop					
		Multiplex	Lino	Laminate	ESD Laminate	Steel clad	Stainless steel clad
		Order Ref.	Order Ref.	Order Ref.	Order Ref.	Order Ref.	Order Ref.
1500	750	41003085.16V	41003087.16V	41003653.16V	41003654.16V	41003651.16V	41003652.16V
1500	900	41004017.16V	41004037.16V	41004173.16V	41004174.16V	41004171.16V	41004172.16V
2000	750	41003181.16V	41003183.16V	41003661.16V	41003662.16V	41003659.16V	41003660.16V
2000	900	41004019.16V	41004039.16V	41004177.16V	41004178.16V	41004175.16V	41004176.16V

### Bench with Full Depth Shelf 840mm High



Length	Depth	Worktop					
		Multiplex	Lino	Laminate	ESD Laminate	Steel clad	Stainless steel clad
		Order Ref.	Order Ref.	Order Ref.	Order Ref.	Order Ref.	Order Ref.
1500	750	41003503.16V	41003504.16V	41003669.16V	41003670.16V	41003667.16V	41003668.16V
1500	900	41004133.16V	41004134.16V	41004189.16V	41004190.16V	41004187.16V	41004188.16V
2000	750	41003505.16V	41003506.16V	41003673.16V	41003674.16V	41003671.16V	41003672.16V
2000	900	41004135.16V	41004136.16V	41004193.16V	41004194.16V	41004191.16V	41004192.16V

**Standard:**

**.16**  
RAL 7035 – light grey

**Optional:**

**.19**  
RAL 7016 – anthracite grey

cupboards

mobile

cupboards

benches

accessories

perfo

CNC

cupboards

mobile

cupboards

benches

accessories

facilities

cases

seating

# cubio | Benches Framework Benches Adjustable Height

## Basic Bench 740 - 1140mm Adjustable Height



Model shown in optional .19 colour version

Length	Depth	Worktop					
		Multiplex	Lino	Laminate	ESD Laminate	Steel clad	Stainless steel clad
		Order Ref.	Order Ref.	Order Ref.	Order Ref.	Order Ref.	Order Ref.
750	750	41003046.16V	41003048.16V	41003633.16V	41003634.16V	41003631.16V	41003632.16V
1500	750	41003118.16V	41003120.16V	41003641.16V	41003642.16V	41003639.16V	41003640.16V
1500	900	41004125.16V	41004126.16V	41004165.16V	41004166.16V	41004163.16V	41004164.16V
2000	750	41003214.16V	41003216.16V	41003649.16V	41003650.16V	41003647.16V	41003648.16V
2000	900	41004127.16V	41004128.16V	41004169.16V	41004170.16V	41004167.16V	41004168.16V

## Bench with Half Depth Shelf 740 - 1140mm Adjustable Height



Length	Depth	Worktop					
		Multiplex	Lino	Laminate	ESD Laminate	Steel clad	Stainless steel clad
		Order Ref.	Order Ref.	Order Ref.	Order Ref.	Order Ref.	Order Ref.
1500	750	41003121.16V	41003123.16V	41003657.16V	41003658.16V	41003655.16V	41003656.16V
1500	900	41004129.16V	41004130.16V	41004181.16V	41004182.16V	41004179.16V	41004180.16V
2000	750	41003217.16V	41003219.16V	41003665.16V	41003666.16V	41003663.16V	41003664.16V
2000	900	41004131.16V	41004132.16V	41004185.16V	41004186.16V	41004183.16V	41004184.16V

## Bench with Full Depth Shelf 740 - 1140mm Adjustable Height



Model shown in optional .19 colour version

Length	Depth	Worktop					
		Multiplex	Lino	Laminate	ESD Laminate	Steel clad	Stainless steel clad
		Order Ref.	Order Ref.	Order Ref.	Order Ref.	Order Ref.	Order Ref.
1500	750	41003507.16V	41003508.16V	41003677.16V	41003678.16V	41003675.16V	41003676.16V
1500	900	41004137.16V	41004138.16V	41004197.16V	41004198.16V	41004195.16V	41004196.16V
2000	750	41003509.16V	41003510.16V	41003681.16V	41003682.16V	41003679.16V	41003680.16V
2000	900	41004139.16V	41004140.16V	41004201.16V	41004202.16V	41004199.16V	41004200.16V

## Mobile Bench 840 - 1140mm Adjustable Height



Length	Depth	Worktop					
		Multiplex	Lino	Laminate	ESD Laminate	Steel clad	Stainless steel clad
		Order Ref.	Order Ref.	Order Ref.	Order Ref.	Order Ref.	Order Ref.
750	750	41003265.16V	41003267.16V	41003685.16V	41003686.16V	41003683.16V	41003684.16V
1500	750	41003283.16V	41003285.16V	41003689.16V	41003690.16V	41003687.16V	41003688.16V
1500	900	41004141.16V	41004142.16V	41004205.16V	41004206.16V	41004203.16V	41004204.16V
2000	750	41003292.16V	41003294.16V	41003693.16V	41003694.16V	41003691.16V	41003692.16V
2000	900	41004143.16V	41004144.16V	41004209.16V	41004210.16V	41004207.16V	41004208.16V

**Standard:**

**.16**  
RAL 7035 – light grey

**Optional:**

**.19**  
RAL 7016 – anthracite grey

cubio  
cabinets

cubio  
mobile

cubio  
cupboards

cubio  
benches

cubio  
accessories

perfo

CNC

verso  
cabinets

verso  
mobile

verso  
cupboards

verso  
benches

verso  
accessories

facilities

cases

seating

## cubio | Benches Suspended Cabinets

### Suspended Cabinets for Framework Benches

On 1500mm and 2000mm wide benches 525mm or 650mm wide cabinets may be used.

Maximum height of cabinets is 600mm for static and 400mm for mobile benches. 750mm deep benches may use either the 525mm deep or 650mm deep cabinets

900mm deep benches may use either the 650mm deep or 750mm deep cabinets.

1500mm wide x 700mm deep lino worktop bench shown in the optional .77 anthracite grey colour.



### Suspension Channels

To fix a cabinet to a framework bench a set of suspension channels is required. Choose the correct bench depth, the channels will fit both 650 and 750mm deep cabinets.



To Suit	Order Ref.
750 bench	41010026.16V
900 bench	41010093.16V



**650mm Wide x 250mm / 400mm High Cabinets - For all framework benches**



**A**

**B**

**C**

Model	Drawers (Qty x Front Height mm) / Cupboard (Height mm)	650mm Deep	750mm Deep
		Order Ref.	Order Ref.
A	1x 150	40019001.19V	40027092.19V
B	2x 150	40019005.19V	40027108.19V
C	3x 100	40019009.19V	40027096.19V

**650mm Wide x 600mm High Cabinets - For static framework benches only**



**D**



Model shown in optional .77 colour version



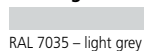
**E**



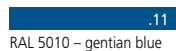
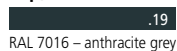
**F**

Model	Drawers (Qty x Front Height mm) / Cupboard (Height mm)	650mm Deep	750mm Deep
		Order Ref.	Order Ref.
D	500 door	40019118.19V	40027098.19V
E	2x 75, 1x 150, 1x 200	40019015.19V	40027100.19V
F	2x 75, 2x 100, 1x 150	40019152.19V	40027102.19V

**Housing:**



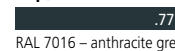
**Top, bottom and fronts:**



**Housing:**



**Top, bottom and fronts:**



RAL 7035 – light grey

RAL 7016 – anthracite grey

RAL 5010 – gentian blue

RAL 7035 – light grey

RAL 3004 – crimson red

RAL 7016 – anthracite grey

RAL 7016 – anthracite grey

cupio  
cabinets

cupio  
mobile

cupio  
cupboards

cupio  
benches

cupio  
accessories

perfo

CNC

verso  
cabinets

verso  
mobile

verso  
cupboards

verso  
benches

verso  
accessories

facilities

cases

seating

# cubio | Benches Framework Benches with Suspended Cabinets

## 750mm x 750mm Workstands with Cabinets



**A**



**B**

Model shown in optional .77 colour version



**C**



**D**

The cabinets are from the 525mm wide x 650mm deep range. For divider options please see page 131

Model	Height	Cabinet W x D x H	Drawers	Mpx worktop	Lino worktop
				Order Ref.	Order Ref.
A	840	525 x 650 x 250	1x 150	41003521.19V	41003523.19V
B	840	525 x 650 x 400	3x 100	41003524.19V	41003526.19V
C	740 - 1140	525 x 650 x 250	1x 150	41003530.19V	41003532.19V
D	740 - 1140	525 x 650 x 400	3x 100	41003533.19V	41003535.19V
Optional base shelf				41201048.16V	41201048.16V



## Mobile 750mm x 750mm Workstands with Cabinets



**E**



**F**

Model shown in optional .77 colour version

The cabinets are from the 525mm wide x 650mm deep range. For divider options please see page 131

Model	Height	Cabinet W x D x H	Drawers	Mpx worktop	Lino worktop
				Order Ref.	Order Ref.
E	840 - 1140	525 x 650 x 250	1x 150	41003271.19V	41003273.19V
F	840 - 1140	525 x 650 x 400	3x 100	41003527.19V	41003529.19V
Optional base shelf				41201048.16V	41201048.16V



**Housing:**

RAL 7035 – light grey

**Top, bottom and fronts:**

.19
.11
.16
.24

RAL 7016 – anthracite grey   RAL 5010 – gentian blue   RAL 7035 – light grey   RAL 3004 – crimson red

**Housing:**

RAL 7016 – anthracite grey

**Top, bottom and fronts:**

.77

RAL 7016 – anthracite grey

- verso cabinets
- verso mobile
- verso cupboards
- verso benches
- verso accessories
- perfo
- CNC
- verso cabinets
- verso mobile
- verso cupboards
- verso benches
- verso accessories
- facilities
- cases
- seating

# cubio | Benches Framework Benches with Suspended Cabinets

## Framework Benches with Suspended Cabinet



A



A

Model	Width	Depth	Height	Cabinet W x D x H	Drawers	Mpx worktop	Lino worktop
						Order Ref.	Order Ref.
A	1500	750	840	650 x 650 x 250	1x 150	41003396.19V	41003397.19V
	2000	750	840	650 x 650 x 250	1x 150	41003399.19V	41003400.19V
	1500	900	840	650 x 650 x 250	1x 150	41004069.19V	41004070.19V
	2000	900	840	650 x 650 x 250	1x 150	41004072.19V	41004073.19V

## Framework Benches with Suspended Cabinet



B



B

Model	Width	Depth	Height	Cabinet W x D x H	Drawers	Mpx worktop	Lino worktop
						Order Ref.	Order Ref.
B	1500	750	840	650 x 650 x 400	3x 100	41003402.19V	41003403.19V
	2000	750	840	650 x 650 x 400	3x 100	41003405.19V	41003406.19V
	1500	900	840	650 x 650 x 400	3x 100	41004075.19V	41004076.19V
	2000	900	840	650 x 650 x 400	3x 100	41004078.19V	41004079.19V

## Framework Benches with Suspended Cabinet



C



C

Model shown in optional .77 colour version

Model	Width	Depth	Height	Cabinet W x D x H	Drawers	Mpx worktop	Lino worktop
						Order Ref.	Order Ref.
C	1500	750	840	650 x 650 x 600	2x 75, 1x 150, 1x 200	41003130.19V	41003132.19V
	2000	750	840	650 x 650 x 600	2x 75, 1x 150, 1x 200	41003226.19V	41003228.19V
	1500	900	840	650 x 650 x 600	2x 75, 1x 150, 1x 200	41004009.19V	41004029.19V
	2000	900	840	650 x 650 x 600	2x 75, 1x 150, 1x 200	41004011.19V	41004031.19V



**Housing:**

RAL 7035 – light grey

**Top, bottom and fronts:**

RAL 7016 – anthracite grey

RAL 5010 – gentian blue

RAL 7035 – light grey

RAL 3004 – crimson red

**Housing:**

RAL 7016 – anthracite grey

**Top, bottom and fronts:**

RAL 7016 – anthracite grey

cupboards

mobile

cupboards

benches

accessories

perfo

CNC

cupboards

mobile

cupboards

benches

accessories

facilities

cases

seating

99

## cubio | Benches Pedestal Benches

### Pedestal Benches

- Heavy duty cabinets and support legs
- Up to 1200kg U.D.L. capacity
- Shown with multiplex and lino worktops as standard, the other worktop types are available. Please ask for details.



#### Multiplex (mpx)

40mm, resin bonded, layered beech ply.  
A tough worktop suitable for most applications.

#### Lino

40mm overall with a 38mm particle board core and a 2mm linoleum surface with a durable plastic edgebanding.  
An easy clean, general duty top. Ideal for office, assembly and storage areas.



Dividers

See page  
128



## 840mm High Benches



Model shown in optional .77 colour version

5 drawer cabinet with 2x 100, 2x 150, 1x 200mm drawers. 650mm wide x 800mm high. 750mm deep benches feature a 650mm deep cabinet, 900mm deep benches use a 750mm deep model

6 drawer cabinet with 2x 75, 2x 100, 1x 150, 1x 200mm drawers. 650mm wide x 800mm high. 750mm deep benches feature a 650mm deep cabinet, 900mm deep benches use a 750mm deep model

Length	Depth	Mpx worktop	Lino worktop
		Order Ref.	Order Ref.
1500	750	41003133.19V	41003135.19V
2000	750	41003229.19V	41003231.19V
1500	900	41004109.19V	41004110.19V
2000	900	41004111.19V	41004112.19V

Length	Depth	Mpx worktop	Lino worktop
		Order Ref.	Order Ref.
1500	750	41003139.19V	41003141.19V
2000	750	41003235.19V	41003237.19V
1500	900	41004113.19V	41004114.19V
2000	900	41004115.19V	41004116.19V

## 940mm High Benches



6 drawer cabinet with 3x 100, 2x 150, 1x 200mm drawers. 650mm wide x 900mm high. 750mm deep benches feature a 650mm deep cabinet, 900mm deep benches use a 750mm deep model

7 drawer cabinet with 5x 100, 2x 150mm drawers. 650mm wide x 900mm high. 750mm deep benches feature a 650mm deep cabinet, 900mm deep benches use a 750mm deep model

Length	Depth	Mpx worktop	Lino worktop
		Order Ref.	Order Ref.
1500	750	41003492.19V	41003493.19V
2000	750	41003494.19V	41003495.19V
1500	900	41004117.19V	41004118.19V
2000	900	41004119.19V	41004120.19V

Length	Depth	Mpx worktop	Lino worktop
		Order Ref.	Order Ref.
1500	750	41003496.19V	41003497.19V
2000	750	41004121.19V	41004122.19V
1500	900	41003498.19V	41003499.19V
2000	900	41004123.19V	41004124.19V

**Housing:**

**Top, bottom and fronts:**

**Housing:**

**Top, bottom and fronts:**

RAL 7035 – light grey	.19	.11	.16	.24	.77
RAL 7035 – light grey	RAL 7016 – anthracite grey	RAL 5010 – gentian blue	RAL 7035 – light grey	RAL 3004 – crimson red	RAL 7016 – anthracite grey

# cubio | Benches Island Pedestal Benches

1500mm W x 750mm D x 840mm H

1500mm W x 750mm D x 940mm H



Model shown in optional .77 colour version

cabinets are 525mm wide x 650mm deep x 800mm high

cabinets are 525mm wide x 650mm deep x 900mm high

Drawers / Doors	Mpx worktop Order Ref.	Lino worktop Order Ref.
1x100, 1x175 / 400 door 2x100, 1x200, 1x300	41003695.19V	41003696.19V

Drawers / Doors	Mpx worktop Order Ref.	Lino worktop Order Ref.
1x100, 1x125, 1x 150 / 400 door 3x100, 1x200, 1x300	41003697.19V	41003698.19V

1500mm W x 750mm D x 840mm H

1500mm W x 750mm D x 940mm H



cabinets are 800 / 525mm wide x 650mm deep x 800mm high

cabinets are 800 / 525mm wide x 650mm deep x 900mm high

Drawers / Doors	Mpx worktop Order Ref.	Lino worktop Order Ref.
700 door 2 shelf 2x100, 1x200, 1x300	41003699.19V	41003700.19V

Drawers / Doors	Mpx worktop Order Ref.	Lino worktop Order Ref.
800 door 2 shelf 3x100, 1x200, 1x300	41003701.19V	41003702.19V

2000mm W x 750mm D x 840mm H

2000mm W x 750mm D x 940mm H



cabinets are 650mm wide x 650mm deep x 800mm high

cabinets are 650mm wide x 650mm deep x 900mm high

Model shown in optional .77 colour version

Drawers / Doors	Mpx worktop Order Ref.	Lino worktop Order Ref.
1x100, 1x175 / 400 door 2x100, 1x200, 1x300	41003703.19V	41003704.19V

Drawers / Doors	Mpx worktop Order Ref.	Lino worktop Order Ref.
1x100, 1x125, 1x 150 / 400 door 3x100, 1x200, 1x300	41003705.19V	41003706.19V

2000mm W x 750mm D x 840mm H

2000mm W x 750mm D x 940mm H



cabinets are 650mm wide x 650mm deep x 800mm high

cabinets are 650mm wide x 650mm deep x 900mm high

Drawers / Doors	Mpx worktop Order Ref.	Lino worktop Order Ref.
1x100, 1x175 / 400 door 2x100, 1x200, 1x300 1x100, 1x175 / 400 door	41003707.19V	41003708.19V

Drawers / Doors	Mpx worktop Order Ref.	Lino worktop Order Ref.
1x100, 1x 125, 1x150 / 400 door 3x100, 1x200, 1x300 1x100, 1x 125, 1x150 / 400 door	41003709.19V	41003710.19V

Housing:

Top, bottom and fronts:

Housing:

Top, bottom and fronts:

RAL 7035 – light grey
.19
.11
RAL 7035 – light grey
.24
RAL 7016 – anthracite grey
.77

cubio cabinets

cubio mobile

cubio cupboards

cubio benches

cubio accessories

perfo

CNC

verso cabinets

verso mobile

verso cupboards

verso benches

verso accessories

facilities

cases

seating

## cubio | Benches Island Pedestal Benches

1100mm W x 1100mm D x 940mm H



Model shown in optional .77 colour version

Width	Depth	Height	Cabinet W x D x H (mm)	Drawers (Qty x Front Height mm)	Mpx worktop Order Ref.	Lino worktop Order Ref.
1100	1100	940	525 x 525 x 900 (x2) 525 x 525 x 900 (x2)	1x100, 1x125, 1x150 / 400 door (x2) 3x100, 1x200, 1x300 (x2)	41003716.19V	41003713.19V

1350mm W x 1350mm D x 940mm H



Width	Depth	Height	Cabinet W x D x H (mm)	Drawers (Qty x Front Height mm)	Mpx worktop Order Ref.	Lino worktop Order Ref.
1350	1350	940	650 x 650 x 900 (x2) 650 x 650 x 900 (x2)	1x100, 1x125, 1x150 / 400 door (x2) 3x100, 1x200, 1x300 (x2)	41003717.19V	41003714.19V



2500mm W x 2165mm D x 940mm H



Width	Depth	Height	Cabinet W x D x H (mm)	Drawers (Qty x Front Height mm)	Mpx worktop Order Ref.	Lino worktop Order Ref.
2500	2165	940	650 x 650 x 900 (x6)	3x 100, 2x 150, 1x 200 (x6)	41003715.19V	41003718.19V



**Housing:**

RAL 7035 – light grey

**Top, bottom and fronts:**

.19
.11
.16
.24

RAL 7016 – anthracite grey   RAL 5010 – gentian blue   RAL 7035 – light grey   RAL 3004 – crimson red

**Housing:**

RAL 7016 – anthracite grey

**Top, bottom and fronts:**

.77

RAL 7016 – anthracite grey

- cupboards
- mobile
- cupboards
- benches
- accessories
- perfo
- CNC
- cupboards
- mobile
- cupboards
- benches
- accessories
- facilities
- cases
- seating

## cubio | Benches Island Pedestal Benches

1125mm W x 1125mm D x 840mm H



Model shown in optional .77 colour version

Width	Depth	Height	Cabinet W x D x H (mm)	Door height (mm) / shelves	Mpx worktop Order Ref.	Lino worktop Order Ref.
1125	1125	840	525 x 650 x 800 650 x 800 Endframe (x2)	1x 700 door with 1x shelf	41003719.19V	41003711.19V

1125mm W x 1125mm D x 940mm H



Width	Depth	Height	Cabinet W x D x H (mm)	Door height (mm) / shelves	Mpx worktop Order Ref.	Lino worktop Order Ref.
1125	1125	940	525 x 650 x 900 650 x 800 Endframe (x2)	1x 800 door with 1x shelf	41003720.19V	41003712.19V



- cupio cabinets
- cupio mobile
- cupio cupboards
- cupio benches
- cupio accessories
- perfo
- CNC
- verso cabinets
- verso mobile
- verso cupboards
- verso benches
- verso accessories
- facilities
- cases
- seating

**Accessories**

See pages 151 - 157

**Cabinets**

see pages 30 - 67

**Dividers**

See page 128

**Housing:** RAL 7035 – light grey

**Top, bottom and fronts:** .19 .11 .16 .24

RAL 7035 – light grey    RAL 7016 – anthracite grey    RAL 5010 – gentian blue    RAL 7035 – light grey    RAL 3004 – crimson red

**Housing:** RAL 7016 – anthracite grey


**Top, bottom and fronts:** .77

RAL 7016 – anthracite grey

# cubio | Benches Storage Benches

## Storage Benches

- Storage framework design allows easy cleaning beneath
- Half depth shelf models give knee space for seated work
- Up to 800kg U.D.L. capacity
- Integral cabinets with full extension 75kg U.D.L. capacity drawers
- Mobile models have 125mm castors and 300kg U.D.L. capacity
- Shown with multiplex and lino worktops as standard, the other worktop types are available. Please ask for details.



### Multiplex (mpx)

40mm, resin bonded, layered beech ply. A tough worktop suitable for most applications.

### Lino

40mm overall with a 38mm particle board core and a 2mm linoleum surface with a durable plastic edgebanding. An easy clean, general duty top. Ideal for office, assembly and storage areas.

## Adjustable Height Leg Kit



Adjustable height leg set for use with all static storage benches.

Mounts to existing frame with supplied fixings offering height options in 25mm increments from 800 - 900mm or 900 - 1000mm.

Adjustable Leg Kit	
Height (mm)	Order Ref.
840 - 940	41010003.16V
940 - 1040	41010004.16V



All models use the 650 x 650 cabinet dividers except 41002169 / 41002170 which use the 1300 x 650 cabinet dividers



**750mm Wide x 750mm Deep x 840mm High**



**A**



**B**



**C**

Model shown in optional .77 colour version

Model	Drawers / Cupboards	Mpx worktop	Lino worktop
		Order Ref.	Order Ref.
A	500 cupboard with adjustable shelf	41002004.19V	41002006.19V
B	1x 150 drawer, 1x 350 H cupboard	41002007.19V	41002009.19V
C	2x 150, 1x 200 drawers	41002010.19V	41002012.19V

**1500mm Wide x 750mm Deep x 840mm High**



**D**



**E**



**F**



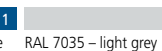
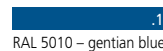
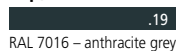
Model shown in optional .77 colour version

Model	Drawers / Cupboards	Mpx worktop	Lino worktop
		Order Ref.	Order Ref.
D	500 cupboard with adjustable shelf, open section with 1/2 depth base shelf	41002034.19V	41002036.19V
E	1x 150 drawer, 1x 350 cupboard, open section with 1/2 depth base shelf	41002037.19V	41002039.19V
F	2x 150, 1x 200 drawers, open section with 1/2 depth base shelf	41002040.19V	41002042.19V

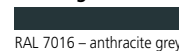
**Housing:**



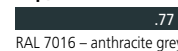
**Top, bottom and fronts:**



**Housing:**



**Top, bottom and fronts:**



RAL 7035 – light grey

RAL 7016 – anthracite grey

RAL 5010 – gentian blue

RAL 7035 – light grey

RAL 3004 – crimson red

RAL 7016 – anthracite grey

RAL 7016 – anthracite grey

- cupio cabinets
- cupio mobile
- cupio cupboards
- cupio benches
- cupio accessories
- perfo
- CNC
- verso cabinets
- verso mobile
- verso cupboards
- verso benches
- verso accessories
- facilities
- cases
- seating

# cubio | Benches Storage Benches

1500mm Wide x 750mm Deep x 840mm High



G



H

Model shown in optional .77 colour version



I



J



K



L



M



Model shown in optional .77 colour version

Model	Drawers / Cupboards	Mpx worktop	Lino worktop
		Order Ref.	Order Ref.
G	500 cupboard with adjustable shelf, open section with adjustable shelf	41002019.19V	41002021.19V
H	2x 150, 1x 200 drawers, open section with adjustable shelf	41002166.19V	41002167.19V
I	2x 500 cupboards each with adjustable shelves	41002022.19V	41002024.19V
J	2x 150 drawers, 2x 350 cupboards	41002028.19V	41002030.19V
K	2x 150, 1x 200 drawers, 500 cupboard with adjustable shelf	41002025.19V	41002027.19V
L	4x 150, 2x 200 drawers	41002031.19V	41002033.19V
M	2x 150, 1x 200 full width drawers	41002169.19V	41002170.19V

2000mm Wide x 750mm Deep x 840mm High



N



O

Model shown in optional .77 colour version



P



Q



R



S



T



U

Model	Drawers / Cupboards	Mpx worktop	Lino worktop
		Order Ref.	Order Ref.
N	2x 500 cupboards each with adjustable shelf, open section with shelf	41002049.19V	41002051.19V
O	2x 150 drawers, 2x 350 cupboards, open section with adjustable shelf	41002052.19V	41002054.19V
P	2x 150, 1x 200 drawers, 1x 500 cupboard, open section with 1/2 depth base shelf	41002070.19V	41002072.19V
Q	3x 150, 1x 200 drawers, 1x 350 cupboard, open section with adjustable shelf	41002058.19V	41002060.19V
R	2x 150, 2x 350 cupboards, open section with 1/2 depth base shelf	41002067.19V	41002069.19V
S	4x 150, 2x 200 drawers, open section with 1/2 depth base shelf	41002073.19V	41002075.19V
T	2x 500 cupboards each with adjustable shelf, 2x 150, 1x 200 drawers	41002055.19V	41002057.19V
U	4x 150, 1x 200 drawers, 2x 350 cupboard	41002064.19V	41002066.19V

Housing:



RAL 7035 – light grey

Top, bottom and fronts:



RAL 7016 – anthracite grey



RAL 5010 – gentian blue



RAL 7035 – light grey



RAL 3004 – crimson red

Housing:



RAL 7016 – anthracite grey

Top, bottom and fronts:



RAL 7016 – anthracite grey

- cupio cabinets
- cupio mobile
- cupio cupboards
- cupio benches
- cupio accessories
- perfo
- CNC
- verso cabinets
- verso mobile
- verso cupboards
- verso benches
- verso accessories
- facilities
- cases
- seating

# cubio | Benches Mobile Storage Benches

750mm Wide x 750mm Deep x 840mm High



A



B



C

Model shown in optional .77 colour version

Model	Drawers / Cupboards	Mpx Worktop	Lino Worktop
		Order Ref.	Order Ref.
A	500 cupboard with adjustable shelf	41002085.19V	41002087.19V
B	1x 150 drawer, 1x 350 H cupboard	41002088.19V	41002090.19V
C	2x 150, 1x 200 drawers	41002091.19V	41002093.19V

1500mm Wide x 750mm Deep x 840mm High



D



E



F

Model shown in optional .77 colour version



G



H



I

Model	Drawers / Cupboards	Mpx Worktop	Lino Worktop
		Order Ref.	Order Ref.
D	500 cupboard with adjustable shelf, open section with adjustable shelf	41002094.19V	41002096.19V
E	2x 150, 1x 200 drawers, open section with 1/2 depth base shelf	41002115.19V	41002117.19V
F	2x 500 cupboards each with adjustable shelves	41002097.19V	41002099.19V
G	2x 150 drawers, 2x 350 cupboards	41002103.19V	41002105.19V
H	2x 150, 1x 200 drawers, 500 cupboard with adjustable shelf	41002100.19V	41002102.19V
I	4x 150, 2x 200 drawers	41002106.19V	41002108.19V



2000mm Wide x 750mm Deep x 840mm High



Model shown in optional .77 colour version



Model	Drawers / Cupboards	Mpx Worktop	Lino Worktop
		Order Ref.	Order Ref.
J	2x 500 cupboards each with adjustable shelf, open section with full depth base	41002118.19V	41002120.19V
K	2x 150 drawers, 2x 350 cupboards, open section with adjustable shelf	41002121.19V	41002123.19V
L	3x 150, 1x 200 drawers, 1x 350 cupboard, open section with adjustable shelf	41002127.19V	41002129.19V
M	4x 150, 2x 200 drawers, open section with adjustable shelf	41002130.19V	41002132.19V
N	2x 150, 1x 200 drawers, 2x 500 cupboards each with adjustable shelf	41002124.19V	41002126.19V
O	4x 150, 1x 200 drawers, 2x 350 cupboards	41002133.19V	41002135.19V

Housing:

RAL 7035 – light grey

Top, bottom and fronts:

.19
.11
.16
.24

RAL 7016 – anthracite grey  
 RAL 5010 – gentian blue  
 RAL 7035 – light grey  
 RAL 3004 – crimson red

Housing:

RAL 7016 – anthracite grey

Top, bottom and fronts:

.77


RAL 7016 – anthracite grey

- cupio cabinets
- cupio mobile
- cupio cupboards
- cupio benches
- cupio accessories
- perfo
- CNC
- verso cabinets
- verso mobile
- verso cupboards
- verso benches
- verso accessories
- facilities
- cases
- seating

# cubio | Benches Stepless Height Adjustable Benches

## Stepless Height Adjustable Benches

- Stepless height adjustment to rapidly achieve perfect working height
- Height range 840mm to 1140mm
- Hydraulic lift mechanism with manual hand crank or electronic activation
- Suitable for use with a 400mm or 250mm high cubio suspended cabinet
- 40mm Multiplex or lino worktop
- Maximum U.D.L capacity 200kg
- Supplied assembled



## Manual Adjustment



Model shown in optional .19 colour version

Type	Length (mm)	Depth (mm)	Mpx Worktop Order Ref.	Lino Worktop Order Ref.
Manual	1500	750	41003574.16	41003575.16
Manual	2000	750	41003572.16	41003573.16

## Electrical Adjustment



Type	Length (mm)	Depth (mm)	Mpx Worktop Order Ref.	Lino Worktop Order Ref.
Electric	1500	750	41003566.16	41003567.16
Electric	2000	750	41003564.16	41003565.16



- cupio cabinets
- cupio mobile
- cupio cupboards
- cupio benches
- cupio accessories
- perfo
- CNC
- verso cabinets
- verso mobile
- verso cupboards
- verso benches
- verso accessories
- facilities
- cases
- seating

# cubio | Benches Rear Frame System Kits

## 1500mm Complete Rear Frame Kits for cubio Benches

- Create an ergonomic workstation
- Models available to suit framework or storage style workbenches
- Rear sections may be 450, 900, 1350 or 1800mm wide and can be configured in any combination up to the width of the bench
- Accessories available in 450, 900, 1350 or 1800mm widths
- Short uprights are suitable for a 2x 240mm or a 480mm high panel and a fixed shelf
- Choose from complete kits or build your own
- Supplied in RAL7035 light grey



**A**



**B**



**C**



**D**



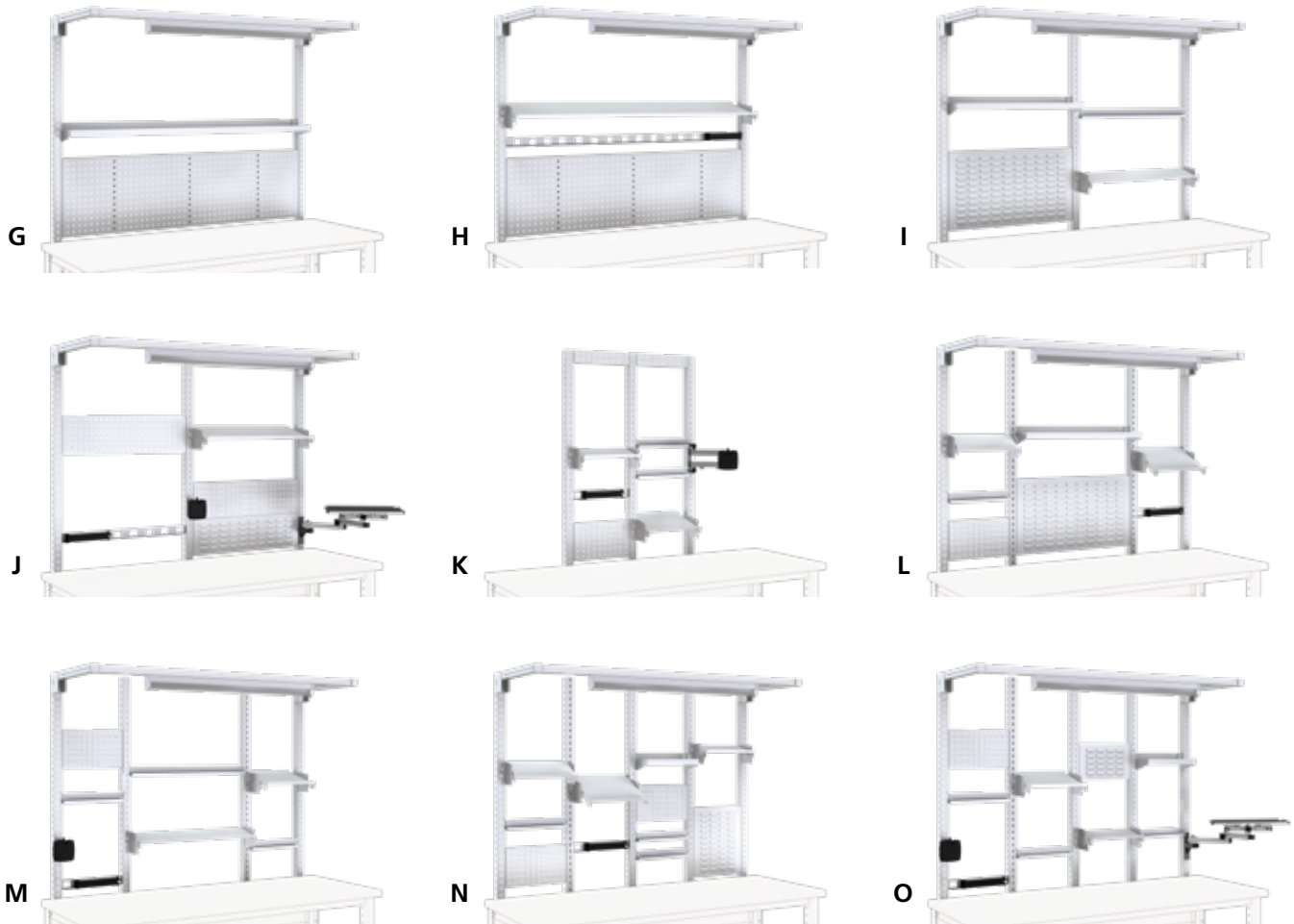
**E**



**F**

Model	Light	perfo Panel	Louvre Panel	Fixed Shelf	Adjustable Shelf	Power Rail	Power Sockets	Bin Rail	Swivel Tray	Monitor holder	Framework Order Ref.	Storage Order Ref.
A	Yes	1x 1300W x 480H		1x 1300W x 200D							41010183.16	41010258.16
B	Yes	1x 1300W x 480H			1x 1300W x 350D	1x 1300W	4x			1x swivel	41010184.16	41010259.16
	No	1x 900W x 240H	1x 900W x 240H		1x 900W x 350D				1x		41010185.16	41010260.16
C	Yes	1x 450W x 240H	1x 900W x 240H	1x 900W x 200D	1x 450W x 200D			1x 450W			41010186.16	41010261.16
D	Yes	1x 900W x 240H 1x 450W x 240H	1x 900W x 240H		1x 900W x 350D	1x 450W	4x	1x 450W	1x	1x fixed	41010187.16	41010262.16
E	Yes	2x 450W x 240H		1x 450W x 200D	1x 450W x 200D 1x 450W x 350D	1x 450W	4x	3x 450W			41010188.16	41010263.16
F	Yes	1x 450W x 240H		1x 450W x 200D	1x 450W x 350D	1x 450W	4x	3x 450W	1x	1x fixed	41010189.16	41010264.16

## 2000mm Complete Rear Frame Kits for cubio Benches



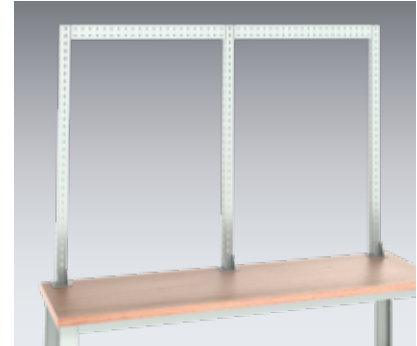
Model	Light	perfo Panel	Louvre Panel	Fixed Shelf	Adjustable Shelf	Power Rail	Power Sockets	Bin Rail	Swivel Tray	Monitor holder	Framework Order Ref.	Storage Order Ref.
G	Yes	1x 1800W x 480H		1x 1800W x 200D							41010193.16	41010265.16
H	Yes	1x 1800W x 480H			1x 1800W x 350D	1x 1800W	6x				41010194.16	41010266.16
I	Yes		1x 900W x 480H	1x 900W x 200D	1x 900W x 200D			1x 900W			41010195.16	41010267.16
J	Yes	2x 900W x 240H	1x 900W x 240H		1x 900W x 350D	1x 900W	4x		1x	1x fixed	41010196.16	41010268.16
K	No	1x 450W x 240H			1x 450W x 200D 1x 450W x 350D	1x 450W	4x	2x 450W		1x swivel	41010197.16	41010269.16
L	Yes	1x 450W x 240H	1x 900W x 480H	1x 900W x 200D	1x 450W x 200D 1x 450W x 350D	1x 450W	4x	1x 450W			41010198.16	41010270.16
M	Yes	1x 450W x 240H			1x 450W x 350D 1x 900W x 200D	1x 450W	4x	2x 450W 1x 900W		1x fixed	41010199.16	41010271.16
N	Yes	2x 450W x 240H	1x 450W x 480H	1x 450W x 200D	2x 450W x 200D 1x 450W x 350D	1x 450W	4x	3x 450W			41010200.16	41010272.16
O	Yes	1x 450W x 240H	1x 450W x 240H	1x 450W x 200D	1x 450W x 200D 1x 450W x 350D	1x 450W	4x	3x 450W	1x	1x fixed	41010201.16	41010273.16

cubio cabinets  
cubio mobile  
cubio cupboards  
cubio benches  
cubio accessories  
perfo  
CNC  
verso cabinets  
verso mobile  
cupboards  
benches  
accessories  
facilities  
cases  
seating

# cubio | Benches Rear Frame System Components

## Half Back Frames


- Create an ergonomic workstation
- Suitable for all bench styles
- Fits directly to the worktop
- Rear sections are 900, 1350 or 1800mm wide to suit accessories
- Add accessories to the basic frames
- Supplied in RAL7035 light grey




Width (mm)	Accessory width (mm)	Order Ref.
950	1x 900	41010205.16
1400	1x 1350	41010208.16

Width (mm)	Accessory width (mm)	Order Ref.
1850	2x 900	41010212.16
1850	1x 1800	41010213.16

## Rear Frame System



Item	1500 Bench	2000 Bench
	Order Ref.	Order Ref.
Twin upright set for cubio framework bench	41010150.16	41010151.16
Triple upright set for cubio framework bench	41010152.16	41010153.16
Twin upright set for cubio storage bench	41010154.16	41010155.16
Triple upright set for cubio storage bench	41010156.16	41010157.16
Additional upright	41010162.16	41010162.16
Twin short upright set for cubio framework bench	41010234.16	41010235.16
Triple short upright set for cubio framework bench	41010236.16	41010237.16
Twin short upright set for cubio storage bench	41010238.16	41010239.16
Triple short upright set for cubio storage bench	41010240.16	41010241.16
Additional short upright	41010246.16	41010246.16



240mm high perfo panel



480mm high louvre panel




Adjustable shelf

Item	450mm Wide	900mm Wide	1350mm Wide	1800mm Wide
	Order Ref.	Order Ref.	Order Ref.	Order Ref.
perfo panel 240mm high	14025340.16	14025341.16	14025342.16	14025343.16
perfo panel 480mm high	14025344.16	14025345.16	14025346.16	14025347.16
Louvre panel 240mm high	14025360.16	14025361.16	14025362.16	14025363.16
Louvre panel 480mm high	14025364.16	14025365.16	14025366.16	14025367.16
Fixed shelf 200mm deep	41010166.16	41010167.16	41010168.16	41010169.16
Adjustable shelf 200mm deep	41010170.16	41010171.16	41010172.16	41010173.16
Adjustable shelf 350mm deep	41010174.16	41010175.16	41010176.16	41010177.16
Bin rail	41011014.16	41011015.16	41011016.16	/

## Rear Frame Accessories



LED light and support frame



Power rail



Power rail shown with socket outlet strip with FR sockets & switch

Item	450mm Wide	900mm Wide	1350mm Wide	1800mm Wide
	Order Ref.	Order Ref.	Order Ref.	Order Ref.
LED light with support frame	/	41010163.16*	41010164.16	41010165.16
Top brace (for use instead of light)	41011132.16	41011104.16	41011105.16	41011193.16
Power rail	41011250.16	41011251.16	41011252.16	41011253.16
Vertical power rail bracket	41011254.16			
Socket outlet strip with 4 x U.K. sockets & on/off switch	51001128			
Socket outlet strip with 6 x U.K. sockets & on/off switch	51001129			

Choose the correct length / type power rail and then add socket outlet strips to suit your requirements.

The overhead lights are supplied with a 3m cable and U.K plug. Socket outlet strips are supplied with a 1.8m U.K. plug.

Please ensure all necessary regulations are adhered to for your application. \* - Note the LED light is wider than the 900mm wide frame.




Monitor bracket



Monitor bracket & arm



Swivel arm & tray



Service duct

Item	Order Ref.
Monitor bracket (VESA 75/100)	41011086
Monitor arm & bracket (VESA 75/100)	41011087
Swivel arm & tray	41011061.20
Service duct with 4 x UK sockets and 3m cable & UK plug (1500mm)	11042235
Service duct with 4 x UK sockets and 3m cable & UK plug (2000mm)	11042236

# cubio | Benches Worktops

## Beech



40mm beech block.

A high load bearing worktop with good surface resistance to water, oils, acids and chemicals. Suitable for most benching applications.

## Multiplex (Mpx)



40mm, resin bonded, layered hardwood beech ply with cross laminated construction.


A tough general duty worktop suitable for most applications.

## Phenol



40mm top with hardwood core impregnated with phenol resin and edged in hardwood.

## Lino



40mm overall with a 38mm particle board core and a 2mm grey linoleum surface and a durable plastic edgebanding.

An easy clean top with good surface resistance to water, oils, acids and chemicals.

Size (mm)	Beech	Multiplex	Phenol	Lino
	Order Ref.	Order Ref.	Order Ref.	Order Ref.
750 x 750	41201031.07V	41201031.08V	41201031.10V	41201031.15V
1500 x 750	41201033.07V	41201033.08V	41201033.10V	41201033.15V
2000 x 750	41201036.07V	41201036.08V	41201036.10V	41201036.15V
1500 x 900	41201065.07V	41201065.08V	41201065.10V	41201065.15V
2000 x 900	41201066.07V	41201066.08V	41201066.10V	41201066.15V



### Laminate



40mm particle board core with grey laminate surface and ABS antistatic edges.

An easy clean top with high abrasion and impact resistance and excellent surface resistance to boiling water, oils, weak acids and chemicals.

### Laminate / ESD Laminate




40mm particle board core with grey laminate surface and ABS antistatic edges.

An easy clean top with high abrasion and impact resistance and excellent surface resistance to boiling water, oils, weak acids and chemicals.

This ESD versio has conductive core and surface with leakage values in accordance with IEC 61340.

### Steel Clad



38mm particle board core with 1.2 mm galvanised steel cladding to surface, front and rear edges.

An extremely hard wearing, heavy duty surface for heavy engineering or hot components.

### Stainless Clad



38mm particle board core with 1.2 mm stainless steel for the surface and all edges.

Size (mm)	Laminate	ESD Laminate	Steel Clad	Stainless Steel Clad
	Order Ref.	Order Ref.	Order Ref.	Order Ref.
750 x 750	41201031.02V	41201031.05V	41201031.14V	41201031.28V
1500 x 750	41201033.02V	41201033.05V	41201033.14V	41201033.28V
2000 x 750	41201036.02V	41201036.05V	41201036.14V	41201036.28V
1500 x 900	41201065.02V	41201065.05V	41201065.14V	41201065.28V
2000 x 900	41201066.02V	41201066.05V	41201066.14V	41201066.28V

# cubio | Benches Worktops

## Custom Worktops

Corner 'T' shape and hexagon worktops for use in custom installations.

The 750mm sections integrate with the standard worktops and the corner sections allow 1050mm wide or 525mm square cabinets to sit underneath.

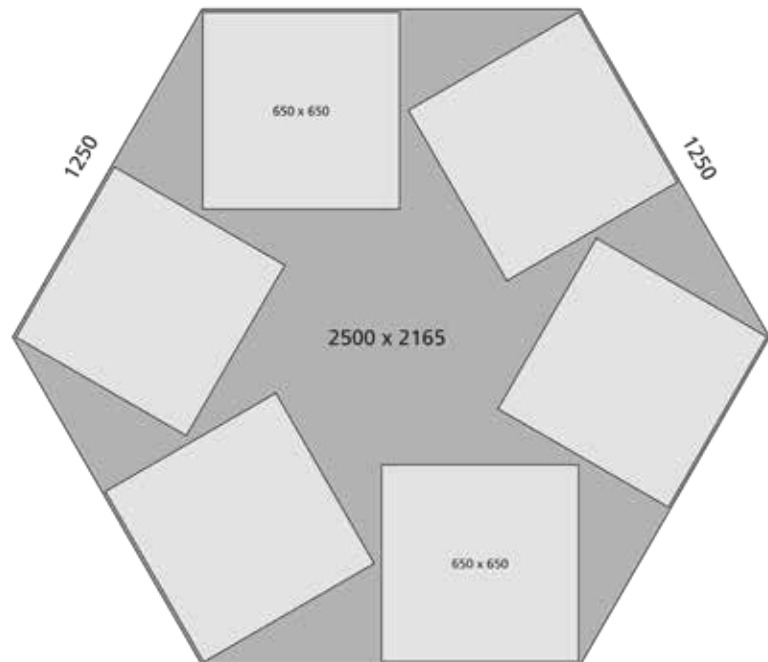
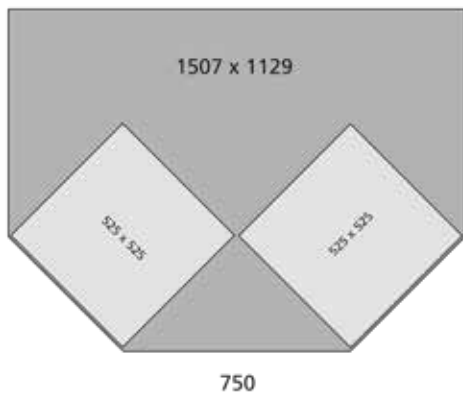
The hexagon worktop allows up to 6 650 wide x 650 deep cabinets

As well as cabinets, the worktops can be supported by the cubio endframes and support brackets.

See pages 105 - 106 for pre built versions.



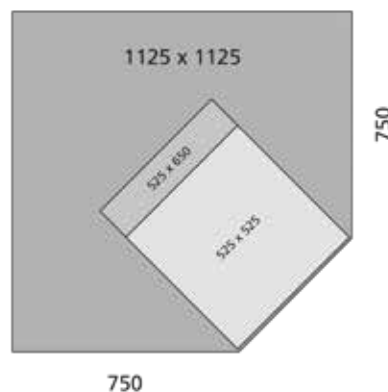
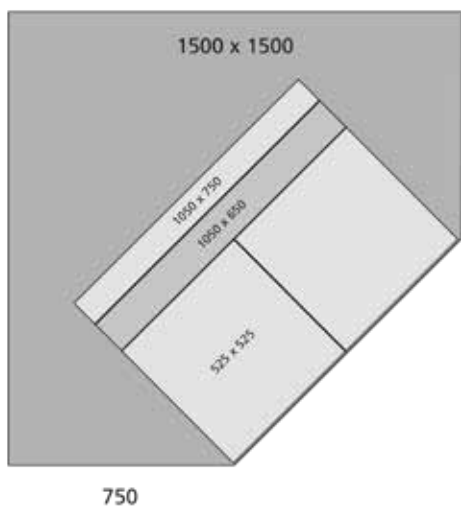
## Custom Worktops



Type	Overall Size (mm)	Mpx top	Lino top
		Order Ref.	Order Ref.
'T'	1507 x 1129 x 40	41201068.08V	41201068.15V

Type	Overall Size (mm)	Mpx top	Lino top
		Order Ref.	Order Ref.
Hexagon	2500 x 2165 x 40	41201041.08V	41201041.15V

## Custom Worktops



Type	Overall Size (mm)	Mpx top	Lino top
		Order Ref.	Order Ref.
Corner	1500 x 1500 x 40	41201067.08V	41201067.15V

Type	Overall Size (mm)	Mpx top	Lino top
		Order Ref.	Order Ref.
Corner	1125 x 1125 x 40	41201170.08V	41201170.15V



- cupboards
- benches
- accessories
- perfo
- CNC
- versob
- versom
- versoc
- versob
- versoa
- facilities
- cases
- seating

## cubio | Benches Bench Components

### Endframes and Cross Brace Stringer Sets

Robust steel endframes in fixed, adjustable height and mobile versions. Use on their own for pedestal applications or with the horizontal stringer sets to create a full framework.

The full stringer sets are available for use with 1500 and 2000mm long tops and consist of two top and one base cross member.

Top stringer sets must be used in conjunction with a base shelf.




Item	Depth x Height (mm)	Order Ref.
Static endframe	650 x 800	41401001.16V
Static endframe	650 x 900	41401002.16V
Static endframe	800 x 800	41401017.16V
Adjustable endframe	650 x 700 - 1100	41401005.16V
Adjustable endframe	800 x 700 - 1100	41401006.16V
Mobile endframe	650 x 800 - 1100	41401009.16V
Mobile endframe	800 x 800 - 1100	41401010.16V
Full stringer set	For 1500mm long benches	41010020.16V
Full stringer set	For 2000mm long benches	41010022.16V
Top stringer set	For 1500mm long benches with base shelf	41010021.16V
Top stringer set	For 2000mm long benches with base shelf	41010023.16V



### Worktop Support Brackets

Steel joining plates and wall supports for use with extended worktop runs and custom installation. RAL7035 grey finish.


Type	Size (mm)	Order Ref.
Wall support	500 x 75	11204025.16
Wall support	750 x 75	11204026.16
Joining plate	250 x 100	11204021.16
Joining plate	250 x 200	11204022.16
Joining plate	500 x 100	11204023.16
Joining plate	500 x 200	11204024.16



## Base Shelves

Robust steel base shelves for cubio framework benches. May be added to existing framework bench models or built into custom versions. Use with top stringer sets.

Available in full and half depth versions for both 750mm and 900mm deep models.



Item	Depth x Height (mm)	Order Ref.
Half depth shelf	For 1500 x 750mm benches	41201050.16V
Half depth shelf	For 2000 x 750mm benches	41201056.16V
Half depth shelf	For 1500 x 900mm benches	41201054.16V
Half depth shelf	For 2000 x 900mm benches	41201060.16V



Model shown in optional .19 colour version

Item	Depth x Height (mm)	Order Ref.
Full depth shelf	For 1500 x 750mm benches	41201049.16V
Full depth shelf	For 2000 x 750mm benches	41201055.16V
Full depth shelf	For 1500 x 900mm benches	41201053.16V
Full depth shelf	For 2000 x 900mm benches	41201059.16V

## Rear Vanity Panel

Steel rear vanity panel for 840mm high fixed height cubio framework benches. RAL7035 grey finish.

Bench Width (mm)	Height (mm)	Order Ref.
1500	662	41010107.16V
2000	662	41010108.16V



**Standard:**



**.16**  
RAL 7035 – light grey

**Optional:** (For use with .77 models)

**.19**  
RAL 7016 – anthracite grey

## cubio - Accessories





## Comprehensive Range

We offer a wide range of accessories for cubio cabinets, mobiles, cupboards and benches; allowing you to individually configure to your specific needs.

### Drawer Divider Kits

Small parts can be efficiently organised with trough blocks, plastic boxes, inlay mats and adjustable metal dividers. Supplied as simple pre-designed kits, or custom layouts can be created upon request.

### Internal Options

To create a fully functioning cubio cupboard, choose from a selection of internal fittings, including; perfo and louvre backpanels, hanging rails, base decks, drawer kits, shelves and worktops.

### External Options

40mm thick Multiplex or Lino worktops are available for all cubio cabinets and cupboards, as well as top tray options. Optional fork lift bases make light work of moving heavy cupboards and enclosed fixed height base kits are also available.

cubio  
cabinets

cubio  
mobile

cubio  
cupboards

cubio  
benches

cubio  
accessories

perfo

CNC

verso  
cabinets

verso  
mobile

verso  
cupboards

verso  
benches

verso  
accessories

facilities

cases

seating

## cubio | **Accessories** Dividers

### Adjustable Metal Dividers

Galvanised metal dividers in a wide range of sizes to suit all cabinets.

All parts are readily adjustable in position allowing individual layouts to be easily created and amended as requirements change.

Supplied as pre-designed kits for ease of choice. Custom layouts can be created, please ask for details.



### Plastic Boxes

Tough plastic divider boxes in a wide range of sizes and heights.

All are easily removed to allow use elsewhere and easy amendment of layout.

Labelling kit available.

Supplied as pre-designed kits for ease of choice. Custom layouts can be created, please ask for details.



### Plastic Troughs

Tough plastic trough sections in two, three or four channel types.

All are sub dividable and may be removed to allow easy amendment of layout.

Supplied as pre-designed kits for ease of choice. Custom layouts can be created, please ask for details.





# cubio | Accessories Inlay Mats

## Inlay Mats

Quality foam matting for the drawer base.

Provides a softer, safer base for expensive or delicate items and can reduce noise especially in mobile applications.

May be used in conjunction with the metal dividers.



Cupboard		Order Ref.
Width	Depth	
525	525	41301003
525	650	41301005
650	525	41301005
650	650	41301006
650	750	41301007
800	525	41301008
800	650	41301009
800	750	41301010

Cupboard		Order Ref.
Width	Depth	
1050	525	41301011
1050	650	41301012
1050	750	41301013
1300	525	41301014
1300	650	41301015
1300	750	41301016



- cubio cabinets
- cubio mobile
- cubio cupboards
- cubio benches
- cubio accessories
- perfo
- CNC
- verso cabinets
- verso mobile
- verso cupboards
- verso benches
- verso accessories
- facilities
- cases
- seating

## cubio | Dividers 525 Wide x 525 Deep Cabinet / Cupboard (400 x 400 internal)

### 525mm Wide x 525mm Deep Metal Dividers



A



B



C

Model	Total Compartments	Qty of Compartments			75mm Drawer	100 / 125mm Drawer	150mm+ Drawer
		125	150	250	Order Ref.	Order Ref.	Order Ref.
A	6		3	3	43020622.51	43020624.51	43020626.51
B	8	5	3		43020623.51	43020625.51	43020627.51
C	10	7	3		43020711.51	43020712.51	43020713.51

### 525mm Wide x 525mm Deep Plastic Boxes



D



E



F

Model	Qty of Boxes	Quantity of Boxes							75mm Drawer	100mm+ Drawer
		50 x 50	50 x 75	75 x 75	75 x 150	100 x 150	150 x 150	300 x 150	Order Ref.	Order Ref.
D	10	4				4		2	/	43020750
E	15	4	4			3	4		43020792	43020751
F	24	4	16				4		43020793	43020752

### 525mm Wide x 525mm Deep Plastic Troughs



G



H




I

Model	Total Compartments	Qty of Troughs			Trough Dividers			75mm+ Drawer
		70	45	33	70	45	33	Order Ref.
G	15	2	3		4	6		43020004
H	21		3	4		6	8	43020005
I	18		6			12		43020006

# cubio | Dividers 525 Wide x 650 Deep Cabinet / Cupboard (400 x 525 internal)

## 525mm Wide x 650mm Deep Metal Dividers



Model	Total Compartments	Qty of Compartments			75mm Drawer	100 / 125mm Drawer	150mm+ Drawer
		125	150	250	Order Ref.	Order Ref.	Order Ref.
A	6		3	3	43020628.51	43020630.51	43020632.51
B	8	5	3		43020629.51	43020631.51	43020633.51
C	10	7	3		43020714.51	43020715.51	43020716.51

## 525mm Wide x 650mm Deep Plastic Boxes



Model	Qty of Boxes	Quantity of Boxes							75mm Drawer	100mm+ Drawer
		50 x 50	50 x 75	75 x 75	75 x 150	100 x 150	150 x 150	300 x 150	Order Ref.	Order Ref.
D	10		2		2	3		3	/	43020753
E	14		2	2	1	3	6		43020794	43020754
F	24		14	4			6		43020795	43020755

## 525mm Wide x 650mm Deep Plastic Troughs




Model	Total Compartments	Qty of Troughs			Trough Dividers			75mm+ Drawer
		70	45	33	70	45	33	Order Ref.
G	20	2	3		6	9		43020019
H	28		3	4		9	12	43020020
I	24		6			18		43020021


- cubio cabinets
- cubio mobile
- cubio cupboards
- cubio benches
- cubio accessories
- perfo
- CNC
- verso cabinets
- verso mobile
- verso cupboards
- verso benches
- verso accessories
- facilities
- cases
- seating

# cubio | Dividers 650 Wide x 525 Deep Cabinet / Cupboard (525 x 400 internal)

## 650mm Wide x 525mm Deep Metal Dividers



A



B



C

Model	Total Compartments	Qty of Compartments			75mm Drawer	100 / 125mm Drawer	150mm+ Drawer
		125	150	250	Order Ref.	Order Ref.	Order Ref.
A	7	3	2	2	43020717.51	43020718.51	43020719.51
B	8	2	3	3	43020634.51	43020636.51	43020638.51
C	9	6	3		43020635.51	43020637.51	43020639.51

## 650mm Wide x 525mm Deep Plastic Boxes



D



E



F

Model	Qty of Boxes	Quantity of Boxes							75mm Drawer	100mm+ Drawer
		50 x 50	50 x 75	75 x 75	75 x 150	100 x 150	150 x 150	300 x 150	Order Ref.	Order Ref.
D	10		2		2	3		3	/	43020756
E	14		2	2	1	3	6		43020796	43020757
F	24		14	4			6		43020797	43020758

## 650mm Wide x 525mm Deep Plastic Troughs



G



H



I

Model	Total Compartments	Qty of Troughs			Trough Dividers			75mm+ Drawer
		70	45	33	70	45	33	Order Ref.
G	27	2	3	4	4	6	8	43020007
H	24	2	6		4	12		43020008
I	33		3	8		6	16	43020009


# cubio | **Dividers** 650 Wide x 650 Deep Cabinet / Cupboard (525 x 525 internal)

## 650mm Wide x 650mm Deep Metal Dividers



Model	Total Compartments	Qty of Compartments			75mm Drawer	100 / 125mm Drawer	150mm+ Drawer
		125	150	250	Order Ref.	Order Ref.	Order Ref.
A	9	6	3		43020641.51	43020643.51	43020645.51
B	10	4	3	3	43020640.51	43020642.51	43020644.51
C	12	4	4	4	43020720.51	43020721.51	43020722.51

## 650mm Wide x 650mm Deep Plastic Boxes



Model	Qty of Boxes	Quantity of Boxes							75mm Drawer	100mm+ Drawer	
		50 x 50	50 x 75	75 x 75	75 x 150	100 x 150	150 x 150	300 x 150	Order Ref.	Order Ref.	
D	13			1	6			3	3	/	43020759
E	18			5	4			9		43020798	43020760
F	22			13				9		43020799	43020761

## 650mm Wide x 650mm Deep Plastic Troughs



Model	Total Compartments	Qty of Troughs			Trough Dividers			75mm+ Drawer
		70	45	33	70	45	33	Order Ref.
G	36	2	3	4	6	9	12	43020022
H	32	2	6		6	18		43020023
I	44		3	8		9	24	43020024

cubio cabinets

cubio mobile

cubio cupboards

cubio benches

cubio accessories

perfo

CNC

verso cabinets

verso mobile

verso cupboards

verso benches

verso accessories


facilities

cases

seating


# cubio | Dividers 650 Wide x 750 Deep Cabinet / Cupboard (525 x 625 internal)

## 650mm Wide x 750mm Deep Metal Dividers



Model	Total Compartments	Qty of Compartments			75mm Drawer	100 / 125mm Drawer	150mm+ Drawer
		125	150	250	Order Ref.	Order Ref.	Order Ref.
A	9	6	3		43020647.51	43020649.51	43020651.51
B	10	4	3	3	43020646.51	43020648.51	43020650.51
C	15	11	4		43020723.51	43020724.51	43020725.51

## 650mm Wide x 750mm Deep Plastic Boxes



Model	Qty of Boxes	Quantity of Boxes							75mm Drawer	100mm+ Drawer
		50 x 50	50 x 75	75 x 75	75 x 150	100 x 150	150 x 150	300 x 150	Order Ref.	Order Ref.
D	18		2	1	6	3	3	3	/	43020762
E	22		2	3	5	3	9		43020800	43020763
F	33		14	7	3		9		43020801	43020764

## 650mm Wide x 750mm Deep Plastic Troughs



Model	Total Compartments	Qty of Troughs			Trough Dividers			75mm+ Drawer
		70	45	33	70	45	33	Order Ref.
G	45	2	3	4	8	12	16	43020037
H	40	2	6		8	24		43020038
I	55		3	8		12	32	43020039

# cubio | Dividers 800 Wide x 525 Deep Cabinet / Cupboard (675 x 400 internal)

## 800mm Wide x 525mm Deep Metal Dividers



A



B



C

Model	Total Compartments	Qty of Compartments			75mm Drawer	100 / 125mm Drawer	150mm+ Drawer
		125	150	250	Order Ref.	Order Ref.	Order Ref.
A	7	1	4	2	43020726.51	43020727.51	43020728.51
B	11	4	4	3	43020652.51	43020654.51	43020656.51
C	15	9	6		43020653.51	43020655.51	43020657.51

## 800mm Wide x 525mm Deep Plastic Boxes



D



E



F

Model	Qty of Boxes	Quantity of Boxes							75mm Drawer	100mm+ Drawer
		50 x 50	50 x 75	75 x 75	75 x 150	100 x 150	150 x 150	300 x 150	Order Ref.	Order Ref.
D	12		2		2	4		4	/	43020765
E	17		2	2	1	4	8		43020802	43020766
F	30		18	4			8		43020803	43020767

## 800mm Wide x 525mm Deep Plastic Troughs



G



H



I

Model	Total Compartments	Qty of Troughs			Trough Dividers			75mm+ Drawer
		70	45	33	70	45	33	Order Ref.
G	36	2	6	4	4	12	8	43020010
H	30	4	6		8	12		43020011
I	42		6	8		12	16	43020012

cubio  
cabinets

cubio  
mobile

cubio  
cupboards

cubio  
benches

cubio  
accessories

perfo

CNC

verso  
cabinets

verso  
mobile

verso  
cupboards

verso  
benches

verso  
accessories

facilities

cases

seating

## cubio | Dividers 800 Wide x 650 Deep Cabinet / Cupboard (675 x 525 internal)

### 800mm Wide x 650mm Deep Metal Dividers



A



B



C

Model	Total Compartments	Qty of Compartments			75mm Drawer	100 / 125mm Drawer	150mm+ Drawer
		125	150	250	Order Ref.	Order Ref.	Order Ref.
A	7	1	4	2	43020729.51	43020730.51	43020731.51
B	11	4	4	3	43020658.51	43020660.51	43020662.51
C	15	9	6		43020659.51	43020661.51	43020663.51

### 800mm Wide x 650mm Deep Plastic Boxes



D



E



F

Model	Qty of Boxes	Quantity of Boxes							75mm Drawer	100mm+ Drawer	
		50 x 50	50 x 75	75 x 75	75 x 150	100 x 150	150 x 150	300 x 150	Order Ref.	Order Ref.	
D	16			1	7			4	4	/	43020768
E	21			3	6			12		43020804	43020769
F	27			15				12		43020805	43020770

### 800mm Wide x 650mm Deep Plastic Troughs



G



H




I

Model	Total Compartments	Qty of Troughs			Trough Dividers			75mm+ Drawer
		70	45	33	70	45	33	Order Ref.
G	48	2	6	4	6	18	12	43020025
H	40	4	6		12	18		43020026
I	56		6	8		18	24	43020027



# cubio | Dividers 800 Wide x 750 Deep Cabinet / Cupboard (675 x 625 internal)

## 800mm Wide x 750mm Deep Metal Dividers



Model	Total Compartments	Qty of Compartments			75mm Drawer	100 / 125mm Drawer	150mm+ Drawer
		125	150	250	Order Ref.	Order Ref.	Order Ref.
A	11	4	4	3	43020664.51	43020666.51	43020668.51
B	15	9	6		43020665.51	43020667.51	43020669.51
C	22	14	8		43020732.51	43020733.51	43020734.51

## 800mm Wide x 750mm Deep Plastic Boxes



Model	Qty of Boxes	Quantity of Boxes							75mm Drawer	100mm+ Drawer
		50 x 50	50 x 75	75 x 75	75 x 150	100 x 150	150 x 150	300 x 150	Order Ref.	Order Ref.
D	20		2	1	7	4		6	/	43020771
E	27		2	3	6	4	12		43020806	43020772
F	41		18	7	4		12		43020807	43020773

## 800mm Wide x 750mm Deep Plastic Troughs



Model	Total Compartments	Qty of Troughs			Trough Dividers			75mm+ Drawer
		70	45	33	70	45	33	Order Ref.
G	60	2	6	4	8	24	16	43020040
H	50	4	6		16	24		43020041
I	70		6	8		24	32	43020042

cubio cabinets

cubio mobile

cubio cupboards

cubio benches

cubio accessories

perfo

CNC

verso cabinets

verso mobile

verso cupboards

verso benches

verso accessories

facilities

cases

seating

## cubio | Dividers 1050 Wide x 525 Deep Cabinet / Cupboard (925 x 400 internal)

### 1050mm Wide x 525mm Deep Metal Dividers



A



B



C

Model	Total Compartments	Qty of Compartments			75mm Drawer	100 / 125mm Drawer	150mm+ Drawer
		125	150	250	Order Ref.	Order Ref.	Order Ref.
A	10	2	4	4	43020670.51	43020672.51	43020674.51
B	13	6	4	3	43020671.51	43020673.51	43020675.51
C	16	4	6	6	43020823.51	43020824.51	43020825.51


### 1050mm Wide x 525mm Deep Plastic Boxes



D



E



F

Model	Qty of Boxes	Quantity of Boxes							75mm Drawer	100mm+ Drawer
		50 x 50	50 x 75	75 x 75	75 x 150	100 x 150	150 x 150	300 x 150	Order Ref.	Order Ref.
D	20	4	2		2	7		5	/	43020828
E	25	4	2		2	7	10		43020826	43020829
F	45	4	22		2	17			43020827	43020830

### 1050mm Wide x 525mm Deep Plastic Troughs



G



H



I

Model	Total Compartments	Qty of Troughs			Trough Dividers			75mm+ Drawer
		70	45	33	70	45	33	Order Ref.
G	60	2	2	2	8	12	20	43020831
H	48	3	2	1	12	12	8	43020832
I	63		3	3		18	24	43020833

# cubio | Dividers 1050 Wide x 650 Deep Cabinet / Cupboard (925 x 525 internal)

## 1050mm Wide x 650mm Deep Metal Dividers



A



B



C

Model	Total Compartments	Qty of Compartments			75mm Drawer	100 / 125mm Drawer	150mm+ Drawer
		125	150	250	Order Ref.	Order Ref.	Order Ref.
A	10	2	4	4	43020735.51	43020736.51	43020737.51
B	13	6	4	3	43020676.51	43020678.51	43020680.51
C	16	4	6	6	43020677.51	43020679.51	43020681.51

## 1050mm Wide x 650mm Deep Plastic Boxes



D




E



F

Model	Qty of Boxes	Quantity of Boxes							75mm Drawer	100mm+ Drawer
		50 x 50	50 x 75	75 x 75	75 x 150	100 x 150	150 x 150	300 x 150	Order Ref.	Order Ref.
D	24		2	1	8	3	5	5	/	43020774
E	29		2	1	8	3	15		43020808	43020775
F	43		14	11	3		15		43020809	43020776

## 1050mm Wide x 650mm Deep Plastic Troughs



G



H



I

Model	Total Compartments	Qty of Troughs			Trough Dividers			75mm+ Drawer
		70	45	33	70	45	33	Order Ref.
G	72	4	6	8	12	18	24	43020028
H	64	6	6	4	18	18	12	43020029
I	84		9	12		27	36	43020030

cubio  
cabinets

cubio  
mobile

cubio  
cupboards

cubio  
benches

cubio  
accessories

perfo

CNC

verso  
cabinets

verso  
mobile

verso  
cupboards

verso  
benches

verso  
accessories

facilities

cases

seating

## cubio | Dividers 1050 Wide x 750 Deep Cabinet / Cupboard (925 x 625 internal)

### 1050mm Wide x 750mm Deep Metal Dividers



A



B



C

Model	Total Compartments	Qty of Compartments			75mm Drawer	100 / 125mm Drawer	150mm+ Drawer
		125	150	250	Order Ref.	Order Ref.	Order Ref.
A	13	6	4	3	43020682.51	43020684.51	43020686.51
B	16	4	6	6	43020683.51	43020685.51	43020687.51
C	23	12	8	3	43020738.51	43020739.51	43020740.51

### 1050mm Wide x 750mm Deep Plastic Boxes



D



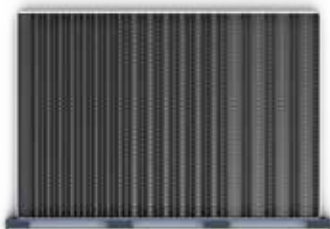
E



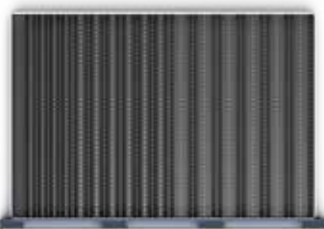
F

Model	Qty of Boxes	Quantity of Boxes							75mm Drawer	100mm+ Drawer
		50 x 50	50 x 75	75 x 75	75 x 150	100 x 150	150 x 150	300 x 150	Order Ref.	Order Ref.
D	33	4	4	1	8	8	1	7	/	43020777
E	40	4	4	1	8	8	15		43020810	43020778
F	64	4	36	1	8		15		43020811	43020779

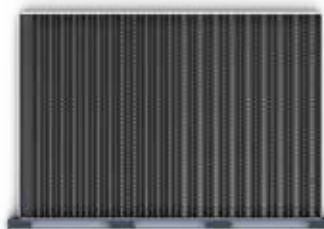
### 1050mm Wide x 750mm Deep Plastic Troughs



G



H



I

Model	Total Compartments	Qty of Troughs			Trough Dividers			75mm+ Drawer
		70	45	33	70	45	33	Order Ref.
G	90	4	6	8	16	24	32	43020043
H	80	6	6	4	24	24	16	43020044
I	105		9	12		36	48	43020045

# cubio | **Dividers** 1300 Wide x 525 Deep Cabinet / Cupboard (1175 x 400 internal)

## 1300mm Wide x 525mm Deep Metal Dividers



A



B



C

Model	Total Compartments	Qty of Compartments			75mm Drawer	100 / 125mm Drawer	150mm+ Drawer
		125	150	250	Order Ref.	Order Ref.	Order Ref.
A	14	6	4	4	43020688.51	43020690.51	43020692.51
B	16	3	6	7	43020743.51	43020741.51	43020742.51
C	20	3	8	9	43020689.51	43020691.51	43020693.51

## 1300mm Wide x 525mm Deep Plastic Boxes



D



E



F

Model	Qty of Boxes	Quantity of Boxes							75mm Drawer	100mm+ Drawer
		50 x 50	50 x 75	75 x 75	75 x 150	100 x 150	150 x 150	300 x 150	Order Ref.	Order Ref.
D	24	2	6		2	7		7	/	43020780
E	31	2	6		2	7	14		43020812	43020781
F	52	2	34		2		14		43020813	43020782

## 1300mm Wide x 525mm Deep Plastic Troughs



G



H



I

Model	Total Compartments	Qty of Troughs			Trough Dividers			75mm+ Drawer
		70	45	33	70	45	33	Order Ref.
G	63	4	9	8	8	18	16	43020016
H	51	8	9		16	18		43020017
I	75		9	16		18	32	43020018

cubio  
cabinets

cubio  
mobile

cubio  
cupboards

cubio  
benches

cubio  
accessories

perfo

CNC

verso  
cabinets

verso  
mobile

verso  
cupboards

verso  
benches

verso  
accessories

facilities

cases

seating

## cubio | Dividers 1300 Wide x 650 Deep Cabinet / Cupboard (1175 x 525 internal)

### 1300mm Wide x 650mm Deep Metal Dividers



A



B



C

Model	Total Compartments	Qty of Compartments			75mm Drawer	100 / 125mm Drawer	150mm+ Drawer
		125	150	250	Order Ref.	Order Ref.	Order Ref.
A	14	6	4	4	43020694.51	43020696.51	43020698.51
B	21	9	6	6	43020695.51	43020697.51	43020699.51
C	24	10	7	7	43020746.51	43020744.51	43020745.51

### 1300mm Wide x 650mm Deep Plastic Boxes



D



E



F

Model	Qty of Boxes	Quantity of Boxes							75mm Drawer	100mm+ Drawer
		50 x 50	50 x 75	75 x 75	75 x 150	100 x 150	150 x 150	300 x 150	Order Ref.	Order Ref.
D	32		7	1	10		7	7	/	43020783
E	39		7	1	10		21		43020814	43020784
F	46		7	9	12		18		43020815	43020785

### 1300mm Wide x 650mm Deep Plastic Troughs



G



H



I

Model	Total Compartments	Qty of Troughs			Trough Dividers			75mm+ Drawer
		70	45	33	70	45	33	Order Ref.
G	84	4	9	8	12	27	24	43020031
H	68	8	9		24	27		43020032
I	100		9	16		27	48	43020033

# cubio | Dividers 1300 Wide x 750 Deep Cabinet / Cupboard (1175 x 625 internal)

## 1300mm Wide x 750mm Deep Metal Dividers



A



B



C

Model	Total Compartments	Qty of Compartments			75mm Drawer	100 / 125mm Drawer	150mm+ Drawer
		125	150	250	Order Ref.	Order Ref.	Order Ref.
A	14	6	4	4	43020700.51	43020702.51	43020704.51
B	20	3	8	9	43020701.51	43020703.51	43020705.51
C	24	4	8	12	43020747.51	43020748.51	43020749.51

## 1300mm Wide x 750mm Deep Plastic Boxes



D




E




F

Model	Qty of Boxes	Quantity of Boxes							75mm Drawer	100mm+ Drawer
		50 x 50	50 x 75	75 x 75	75 x 150	100 x 150	150 x 150	300 x 150	Order Ref.	Order Ref.
D	40	2	9	1	10	7	1	10	/	43020786
E	50	2	9	1	10	7	21		43020816	43020787
F	71	2	37	1	10		21		43020817	43020788


## 1300mm Wide x 750mm Deep Plastic Troughs



G



H



I

Model	Total Compartments	Qty of Troughs			Trough Dividers			75mm+ Drawer
		70	45	33	70	45	33	Order Ref.
G	105	4	9	8	16	36	32	43020046
H	85	8	9		32	36		43020047
I	125		9	16		36	64	43020048

cubio  
cabinets

cubio  
mobile

cubio  
cupboards

cubio  
benches

cubio  
accessories

perfo

CNC

verso  
cabinets

verso  
mobile

verso  
cupboards

verso  
benches

verso  
accessories

facilities

cases

seating

## cubio | Dividers Drawer Inserts

### Drawer Inserts

- Clear arrangement of tools
- Unique definition of storage locations and contents
- Missing items immediately noticed
- Cut-outs can be accurately made using a cutter set
- Can be adjusted to other drawer sizes by trimming or by using multiple mats
- Material/colour: Underlay: XPE 33, thickness 5 mm / red  
Inlay: PE 30, thickness 22 mm / black
- Properties: PE 30 laminated, heat-resistant up to 112°C, non-combustible, resistant to oils, petrol and detergents, environmentally friendly
- Cutting knife included



Cabinet Dimensions		
Width	Depth	Order Ref.
525	525	13017004.10V
650	525	13017005.10V
800	525	13017006.10V

Cabinet Dimensions		
Width	Depth	Order Ref.
650	650	13017009.10V
800	650	13017002.10V
1050	650	13017010.10V
1300	650	13017011.10V

Cabinet Dimensions		
Width	Depth	Order Ref.
800	750	13017019.10V
1050	750	13017020.10V
1300	750	13017021.10V





cubio | Dividers



- cubio cabinets
- cubio mobile
- cubio cupboards
- cubio benches
- cubio accessories
- perfo
- CNC
- verso cabinets
- verso mobile
- verso cupboards
- verso benches
- verso accessories
- facilities
- cases
- seating

## cubio | Dividers Drawer Accessories

### Cutter Holder

- Can also be screwed above each other (except Ø 10 mm)
- Colour: iron grey (RAL 7011)
- Material: Polystyrene (PS), impact-resistant

Ø (mm)	Height (mm)	Pack	Order Ref.
10	24	5	13007017
13	26	5	13007018
16	26	5	13007019
22	26	5	13007020
27	26	5	13007021
32	26	5	13007022
40	26	5	13007023
50	26	5	13007024



### Clip Strip

- With resilient plastic sprung loops
- Width 150 mm with 5 clip positions, Width 300 mm with 13 clip positions
- For holding tools and other parts
- Material: Base carrier: Anodised aluminium, Clips: Plastic
- Fixings included
- Colour: black

Dimensions W x D x H (mm)	Capacity	Pack	Order Ref.
150 x 37 x 29	5 Tools	3	13008008
300 x 37 x 28	13 Tools	3	13008009



## Support Bracket

- For fixing electrical tools in place
- Material: impact-resistant polystyrene
- Fixings included
- Colour: Iron grey (RAL 7011)

Dimensions W x D x H (mm)	Pack	Order Ref.
80 x 20 x 60	4	13009008



## Prism Rack

- Prism rack made of plastic
- Allows for larger parts and measuring tools to be held
- Material: impact-resistant polystyrene
- Colour: iron grey (RAL 7011)

Dimensions W x D x H (mm)	Prism rack spacer	Pack	Order Ref.
15 x 160 x 20	12	4	13006010
15 x 160 x 20	20	4	13006011



## cubio | **Accessories** Cupboard Housings

### Cupboard Housings

Empty housings for custom configurations. Please ask for full details if the type or size you require is not shown.

All 525mm and 650mm wide hinged door models utilise a single door configuration. 800mm, 1050mm and 1300mm wide models feature double doors.

Roller shutter models use a full width door, note all colour versions of the roller shutter models use a light grey shutter door.

Add components and accessories to complete your cupboard.

To ensure maximum stability all cubio cupboards should be bolted to the floor.



perfo Door



Louvre Door



Window Door



Roller Shutter Door

## 525mm Deep Empty Housings

### 1000mm High

Cupboard Width	perfo Doors	Louvre Doors	Window Doors	Roller Shutter Door
	Order Ref.	Order Ref.	Order Ref.	Order Ref.
525	40010067.19V	40010068.19V	40010128.19V	/
650	40011013.19V	40011014.19V	40011056.19V	/
800	40012053.19V	40012054.19V	/	/
1050	40013013.19V	40013014.19V	40013078.19V	/
1300	40014013.19V	40014014.19V	40014067.19V	/

### 1200mm High

Cupboard Width	perfo Doors	Louvre Doors	Window Doors	Roller Shutter Door
	Order Ref.	Order Ref.	Order Ref.	Order Ref.
525	40010069.19V	40010070.19V	40010129.19V	/
650	40011015.19V	40011016.19V	40011057.19V	/
800	40012055.19V	40012056.19V	/	/
1050	40013015.19V	40013016.19V	40013021.19V	40201001.19V
1300	40014015.19V	40014016.19V	40014021.19V	40201005.19V

### 1600mm High

Cupboard Width	perfo Doors	Louvre Doors	Window Doors	Roller Shutter Door
	Order Ref.	Order Ref.	Order Ref.	Order Ref.
525	40010071.19V	40010072.19V	40010130.19V	/
650	40011017.19V	40011018.19V	40011058.19V	/
800	40012057.19V	40012058.19V	/	/
1050	40013017.19V	40013018.19V	40013022.19V	/
1300	40014017.19V	40014018.19V	40014022.19V	/

### 2000mm High

Cupboard Width	perfo Doors	Louvre Doors	Window Doors	Roller Shutter Door
	Order Ref.	Order Ref.	Order Ref.	Order Ref.
525	40010073.19V	40010074.19V	40010131.19V	/
650	40011019.19V	40011020.19V	40011059.19V	/
800	40012059.19V	40012060.19V	/	/
1050	40013019.19V	40013020.19V	40013023.19V	40201002.19V
1300	40014019.19V	40014020.19V	40014023.19V	40201006.19V

#### Housing:

RAL 7035 – light grey

#### Top, bottom and fronts:

.19 RAL 7016 – anthracite grey

.11 RAL 5010 – gentian blue

.16 RAL 7035 – light grey

.24 RAL 3004 – crimson red

#### Housing:

.19 RAL 7016 – anthracite grey

#### Top, bottom and fronts:

.77 RAL 7016 – anthracite grey

cupio  
cabinets

cupio  
mobile

cupio  
cupboards

cupio  
benches

cupio  
accessories

perfo

CNC

verso  
cabinets

verso  
mobile

verso  
cupboards

verso  
benches

verso  
accessories

facilities

cases

seating

## cubio | Accessories Cupboard Housings

### 650mm Deep Empty Housings

#### 1000mm High

Cupboard Width	perfo Doors	Louvre Doors	Window Doors	Roller Shutter Door
	Order Ref.	Order Ref.	Order Ref.	Order Ref.
525	40018087.19V	40018088.19V	40018139.19V	/
650	40019089.19V	40019090.19V	40019164.19V	/
800	40020085.19V	40020086.19V	/	/
1050	40021061.19V	40021062.19V	40021231.19V	/
1300	40022013.19V	40022014.19V	40022140.19V	/

#### 1200mm High

Cupboard Width	perfo Doors	Louvre Doors	Window Doors	Roller Shutter Door
	Order Ref.	Order Ref.	Order Ref.	Order Ref.
525	40018089.19V	40018090.19V	40018140.19V	/
650	40019091.19V	40019092.19V	40019165.19V	/
800	40020087.19V	40020088.19V	/	/
1050	40021063.19V	40021064.19V	40021069.19V	40201003.19V
1300	40022015.19V	40022016.19V	40022021.19V	40201007.19V

#### 1600mm High

Cupboard Width	perfo Doors	Louvre Doors	Window Doors	Roller Shutter Door
	Order Ref.	Order Ref.	Order Ref.	Order Ref.
525	40018091.19V	40018092.19V	40018141.19V	/
650	40019093.19V	40019094.19V	40019166.19V	/
800	40020089.19V	40020090.19V	/	/
1050	40021065.19V	40021066.19V	40021070.19V	/
1300	40022017.19V	40022018.19V	40022022.19V	/

#### 2000mm High

Cupboard Width	perfo Doors	Louvre Doors	Window Doors	Roller Shutter Door
	Order Ref.	Order Ref.	Order Ref.	Order Ref.
525	40018093.19V	40018094.19V	40018142.19V	/
650	40019095.19V	40019096.19V	40019167.19V	/
800	40020091.19V	40020092.19V	/	/
1050	40021067.19V	40021068.19V	40021071.19V	40201004.19V
1300	40022019.19V	40022020.19V	40022023.19V	40201008.19V

## Steel Shelves

Durable, scuff resistant galvanised steel shelves.

Shelves have 160kg U.D.L.capacity on 1300mm wide models\*, 100kg on all others.

Shallow shelves for 650mm deep models are 343mm deep and may be used in conjunction with louvre doors and hook on bins.

All shelves are adjustable on 25mm vertical pitch.

\*1300 x 650 shallow shelf has 100kg U.D.L.



Cupboard		Full Depth Shelf	Shallow Shelf
Width	Depth	Order Ref.	Order Ref.
525	525	42101006.51V	\
525	650	42101007.51V	42101058.51V
650	525	42101010.51V	\
650	650	42101011.51V	42101060.51V
800	525	42101014.51V	\
800	650	42101015.51V	42101062.51V
1050	525	42101018.51V	\
1050	650	42101019.51V	42101064.51V
1300	525	42101022.51V	\
1300	650	42101023.51V	42101066.51V

## Sliding Shelves

Sliding shelf with 75kg or optional 200Kg U.D.L. capacity on smooth action roller bearing slides. 50mm high adjustable on 25mm vertical pitch.

Cupboard		75 Kg Capacity
Width	Depth	Order Ref.
525	525	40522071.16V
525	650	40522083.16V
650	525	40522073.16V
650	650	40522085.16V
800	525	40522075.16V
800	650	40522087.16V
1050	525	40522077.16V
1050	650	40522089.16V
1300	525	40522079.16V
1300	650	40522091.16V



Cupboard		200 Kg Capacity
Width	Depth	Order Ref.
800	650	40522088.16V
1050	650	40522090.16V
1300	650	40522092.16V

Housing:

RAL 7035 – light grey

Top, bottom and fronts:

RAL 7016 – anthracite grey

RAL 5010 – gentian blue

RAL 7035 – light grey

RAL 3004 – crimson red

Housing:

RAL 7016 – anthracite grey

Top, bottom and fronts:

RAL 7016 – anthracite grey

# cubio | Accessories Internal Components

## Drawer Kit

125mm or 175mm high drawers with 75kg or optional 200kg U.D.L. capacity on smooth action roller bearing slides. Adjustable on a 25mm vertical pitch. A range of dividers are available, see page 128.



Cupboard		125 High 75 kg	175 High 75 Kg
Width	Depth	Order Ref.	Order Ref.
525	525	40522005.16V	40522007.16V
525	650	40522029.16V	40522031.16V
650	525	40522009.16V	40522011.16V
650	650	40522033.16V	40522035.16V
800	525	40522013.16V	40522015.16V
800	650	40522037.16V	40522039.16V
1050	525	40522017.16V	40522019.16V
1050	650	40522041.16V	40522043.16V
1300	525	40522021.16V	40522023.16V
1300	650	40522045.16V	40522047.16V

Cupboard		125 High 200 Kg	175 High 200 Kg
Width	Depth	Order Ref.	Order Ref.
800	650	40522038.16V	40522040.16V
1050	650	40522042.16V	40522044.16V
1300	650	40522046.16V	40522048.16V

## Backpanels (for 800mm, 1050mm and 1300mm wide cupboards)

perfo and louvre backpanels to fit to rear of 800mm, 1050mm and 1300mm wide housings.

Panels may be fitted at any height point within the housing and may be of mixed style and height.

The table below shows the panels required to provide a full height back-panel. Choose the overall height of back panel required and order the individual items.

Shelves may be used in front of the panels, but drawers must be used either above or below them.



400mm & 450mm perfo panels



400mm & 450mm louvre panels

Panel Height	Panels per cupboard Height				
	800	1000	1200	1600	2000
350mm	2		2	2	2
400mm			1	2	3
450mm		2			

Cupboard Width (mm)	Panel Height (mm)	perfo	Louvre
		Order Ref.	Order Ref.
800	350	43005001.16V	43005010.16V
800	400	43005002.16V	43005011.16V
800	450	43005003.16V	43005012.16V
1050	350	43005004.16V	43005013.16V
1050	400	43005005.16V	43005014.16V
1050	450	43005006.16V	43005015.16V
1300	350	43005007.16V	43005016.16V
1300	400	43005008.16V	43005017.16V
1300	450	43005009.16V	43005018.16V



## Infill Base Deck

Infill galvanised steel base shelves to provide a flat surface for easy loading and unloading.



Cupboard Width	Cupboard Depth	Order Ref.
525	525	42101030.51V
650	525	42101034.51V
800	525	42101038.51V
1050	525	42101042.51V
1300	525	42101046.51V

Cupboard Width	Cupboard Depth	Order Ref.
525	650	42101031.51V
650	650	42101035.51V
800	650	42101039.51V
1050	650	42101043.51V
1300	650	42101047.51V

## Multiplex Shelf / Worktop

25mm multiplex (laminated beech ply) shelf or worktop. 593mm deep for 650mm deep models. Up to 80kg U.D.L. capacity.



Cupboard Width	Order Ref.
800	41201028.08V
1050	41201029.08V
1300	41201030.08V

**perfo**

See pages 159 - 203

**Bins**

See page 182

**Dividers**

See page 128

**Standard:** .16 RAL 7035 – light grey

**Optional:** (For use with .77 models) .19 RAL 7016 – anthracite grey

- cupio cabinets
- cupio mobile
- cupio cupboards
- cupio benches
- cupio accessories
- perfo
- CNC
- verso cabinets
- verso mobile
- verso cupboards
- verso benches
- verso accessories
- facilities
- cases
- seating

## cubio | Accessories Internal Components

### Hanging Rail

Suitable for all cupboard door styles, the rail position may be adjusted on a 25mm vertical pitch and horizontally on a 100mm pitch.

The hanging rail kit is supplied with 6 hooks. Standard clothes hangers may be used on the 650mm deep model.



Cupboard		Order Ref.
Width	Depth	
800	525	41010041.16V
800	650	41010042.16V
1050	525	41010045.16V
1050	650	41010046.16V
1300	525	41010049.16V
1300	650	41010050.16V



## Cabinet / Cupboard Worktops

### Multiplex

40mm, resin bonded, layered hardwood beech ply with cross laminated construction. A tough general duty worktop suitable for most workshop applications.


### Lino

40mm overall with a 38mm particle board core and a 2mm grey linoleum surface and a durable plastic edgebanding. An easy clean top with good surface resistance to water, oils, acids and chemicals. Ideal for office, assembly and storage areas.

### Metal top tray

4 raised sides to prevent accidental roll off of items. Inlaid is a quality slip resistant mat. Increases height by 15mm.

Worksurfaces are available for all housing sizes. Choose from 40mm worktops or top tray with inlaid mat.



Cabinet		Multiplex Worktop	Lino Worktop	Top Tray
Width	Depth	Order Ref.	Order Ref.	Order Ref.
525	525	41201005.08V	41201005.15V	42102005.16V
525	650	41201006.08V	41201006.15V	42102006.16V
650	525	41201006.08V	41201006.15V	42102006.16V
650	650	41201008.08V	41201008.15V	42102008.16V
650	750	41201009.08V	41201009.15V	42102009.16V
800	525	41201011.08V	41201011.15V	42102011.16V
800	650	41201012.08V	41201012.15V	42102012.16V
800	750	41201013.08V	41201013.15V	42102013.16V
1050	525	41201015.08V	41201015.15V	42102015.16V
1050	650	41201016.08V	41201016.15V	42102016.16V
1050	750	41201017.08V	41201017.15V	42102017.16V
1300	525	41201019.08V	41201019.15V	42102019.16V
1300	650	41201020.08V	41201020.15V	42102020.16V
1300	750	41201021.08V	41201021.15V	42102021.16V

#### Standard:

.16  
RAL 7035 – light grey

#### Optional: (For use with .77 models)

.19  
RAL 7016 – anthracite grey

## cubio | Accessories External Components

### Base Plinth

Totally enclosed 50mm base plinth. Suitable for total loads of up to 1.5 tonnes.



Cabinet		Order Ref.
Width	Depth	
525	525	41430021.16V
525	650	41430022.16V
650	525	41430025.16V
650	650	41430026.16V
650	750	41430027.16V
800	525	41430029.16V
800	650	41430030.16V
800	750	41430031.16V
1050	525	41430033.16V
1050	650	41430034.16V
1050	750	41430035.16V
1300	525	41430037.16V
1300	650	41430038.16V
1300	750	41430039.16V



## Forklift Base

100mm high base plinth incorporating fork lift channels. Suitable for total loads of up to 1 tonne.

Comes complete with a removable faceplate.

Cabinet		Order Ref.
Width	Depth	
525	525	41430075.16V
525	650	41430076.16V
650	525	41430004.16V
650	650	41430008.16V
650	750	41430012.16V
800	525	41430005.16V
800	650	41430009.16V
800	750	41430013.16V
1050	525	41430006.16V
1050	650	41430010.16V
1050	750	41430014.16V
1300	525	41430007.16V
1300	650	41430011.16V
1300	750	41430015.16V



**Standard:**

**.16**  
RAL 7035 – light grey

**Optional:** (For use with .77 models)

**.19**  
RAL 7016 – anthracite grey

- cupboards
- mobile
- cupboards
- benches
- accessories
- perfo
- CNC
- cupboards
- mobile
- cupboards
- benches
- accessories
- facilities
- cases
- seating






# perfo - The original system



Quick access to tools  
and small parts

Multi-purpose





## Flexible efficiency

Simple and adaptable, our classic perfo system is the foundation for efficient small parts storage. Developed over 50 years ago, perfo continues to be essential in product innovation and range integration.


Incorporating wall panels, cupboard systems, mobile or free-standing solutions and a wide variety of accessories, perfo storage is exceptionally versatile with an unlimited range of applications.

**Choose bott perfo for easy access to tools, small parts and equipment.**

- Integrates with cubio and verso systems
- perfo, louvre or combination panel options
- Diverse range of accessories
- Ideal for LEAN and 5S storage systems
- Custom requirements available
- 10-year extended guarantee

perfo





## Flexible Storage

Steel panels are the heart of the perfo system, with wall mount, free-standing and mobile variations. Available in perfo, louvre or combi styles, the system is exceptionally versatile, with a diverse range of sizes and accessories.

## Reinforced Panels

perfo, combi and all horizontal louvre panels, feature return edges and reinforcing strips, providing high strength and great rigidity.

## Range Integration

The perfo system is designed to integrate with storage cupboards, wall cupboards and benches, from both the cubio and verso ranges.

## perfo Accessories

For quick access to tools and equipment, a variety of steel hooks, clips and holders are available to suit almost every requirement. Pre-selected kits make easy work of ordering.

## Louvre Accessories

Louvre panels work with plastic bins to create high-capacity component storage. Bins are available in many sizes, colours and pack quantities.

## Mobile Solutions

For mobile efficiency, panel racks and trolleys allow tools and components to be easily moved around the workplace.

# perfo | perfo & Combination Panels


## perfo & Combination Panels

- Fully flanged and reinforced to aid rigidity
- Reinforced mounting points
- Full perfo for hook accessories or combined perfo / louvre for hooks and bin accessories
- Standard panels are for wall mounting, they are also incorporated into bench, trolley and freestanding rack models
- Full Louvre panels available, see page 178
- New perfo sizes designed to complement cabinets
- Epoxy powder coated in choice of 4 standard colours



Backstrips reinforce and stiffen panels


## perfo Panels




Width (mm)	Height (mm)	Order Ref.
495	457	14025115.19
990	457	14025117.19
1486	457	14025118.19

Width (mm)	Height (mm)	Order Ref.
525	457	14025391.19
650	457	14025392.19
750	457	14025393.19
800	457	14025394.19
1050	457	14025395.19
1300	457	14025396.19

## Combination Panels



Width (mm)	Height (mm)	Order Ref.
495	457	14025153.19
990	457	14025155.19
1486	457	14025156.19



**Panels:**

- .19 RAL 7016 – anthracite grey
- .11 RAL 5010 – gentian blue
- .16 RAL 7035 – light grey
- .24 RAL 3004 – crimson red

- cupboards
- mobile
- cupboards
- benches
- accessories
- perfo
- CNC
- cupboards
- mobile
- cupboards
- benches
- accessories
- facilities
- cases
- seating

# perfo | Accessories

## perfo Accessories

- Durable zinc plated or epoxy powdercoat finish
- Safety end cap on all hooks
- Quick fix perfolock, reposition at will
- Huge range of styles

## perfo Accessory Fixing



- perfolock holds the accessories in place
- To secure turn the perfolock through 45 degrees
- Accessories can be quickly repositioned as needs change
- For added safety all hooks are supplied with a protective endcap



## Screwdriver holder




Width (mm)	Qty	Order Ref.
225	1	14019007

## 1/2" Socket Holder



Width (mm)	Qty	Order Ref.
270	1	14018004

## Hex Key Holder



Width (mm)	Qty	Order Ref.
112 (dia 2-12)	1	14020002

### Tool Peg



Length (mm)	Qty	Order Ref.
25	5	14001110
50	5	14001164
75	5	14001165
100	5	14001108

### Hook




Length (mm)	Qty	Order Ref.
25	5	14001102
50	5	14001098
75	5	14001104
100	5	14001147
150	5	14001148

### Double Hook



Length (mm)	Qty	Order Ref.
25	5	14002037
50	5	14002039
75	5	14002041
100	5	14002064
150	5	14002043

### Spanner holder



Length (mm)	Qty	Order Ref.
75-145	1	14017002

### Saw holder



Length (mm)	Qty	Order Ref.
125	1	14019003

### Drill holder



Width (mm)	Qty	Order Ref.
225 (dia 2-15)	1	14020036

U Holder



W x L (mm)	Qty	Order Ref.
31 x 20	5	14010015
56 x 20	5	14010017
75 x 20	5	14010019
32 x 50	5	14010032
32 x 75	5	14010033
32 x 100	5	14010034

Single Spring Clip



Dia. (mm)	Qty	Order Ref.
6	5	14013059
10	5	14013061
13	5	14013063
16	5	14013065
19	5	14013067
25	5	14013069
28	5	14013071
32	5	14013073
38	5	14013055
51	5	14013057

Double Spring Clip



Dia. (mm)	Qty	Order Ref.
2 x 6	5	14013075
2 x 10	5	14013077
2 x 13	5	14013079
2 x 16	5	14013081
2 x 19	5	14013083

Shelf



W x D (mm)	Qty	Order Ref.
450 x 170	1	14014034.16
900 x 170	1	14014006.16
450 x 250	1	14014031.16
900 x 250	1	14014007.16

Storage Tray



W x D (mm)	Qty	Order Ref.
225 x 175	1	14014037.16
440 x 175	1	14014038.16

Bin Storage Strip



Width (mm)	Qty	Order Ref.
100	1	14014043.16
450	1	14014044.16
900	1	14014045.16



### Gripper Hook



flexible band grips onto item

Width (mm)	Qty	Order Ref.
15 - 25	1	12626025
25 - 40	1	12626026

### Cable Hook



Length (mm)	Qty	Order Ref.
100	5	14010023
150	5	14010025
200	5	14010027

### Roll Holder



W x D (mm)	Qty	Order Ref.
415 x 200	1	14022031.16

### Extended Hook



Length (mm)	Qty	Order Ref.
25	5	14001117
50	5	14001119
75	5	14001121

### Pipe Bracket



W x Ø (mm)	Qty	Order Ref.
35 x 60	2	14015041
35 x 100	2	14015042
100 x 60	2	14015043
100 x 100	2	14015044

### Power Tool Holder



Dia. (mm)	Qty	Order Ref.
40	5	14011016
60	5	14011018
80	5	14011020

**Key Holder**



W (mm)	Qty	Order Ref.
510	1	14018006.16

**Tube / Can Holder**



Locations x Ø	Qty	Order Ref.
3 x 70mm	1	14021055.16
4 x 50mm	1	14021054.16

**Combined Holder**



W x L (mm)	Qty	Order Ref.
55 x 150 top	1	14022009
55 x 150 bottom	1	14022010
55 x 150 set	1	14022011

**Document Holder**



Size	Qty	Order Ref.
A3 Landscape	1	14014008.16
A4 Portrait	1	14014009.16
A4 Landscape	1	14014010.16

**Document Holder**



Size	Qty	Order Ref.
A4	5	14014029.19

**Magnetic Holder**



Diameter	Qty	Order Ref.
42mm	2	14022035

**Prong Holders**



3 Prong		
Length (mm)	Qty	Order Ref.
150	1	14006003

7 Prong		
W x L (mm)	Qty	Order Ref.
170 x 150	1	14006002


### Spigot



Length (mm)	Qty	Order Ref.
150	1	14022049.16
200	1	14022050.16
300	1	14022051.16

Heavy duty 16mm diameter tubular holder for large or bulky items.

### Sandpaper & Tape Holder / Cutter



Roll holder with serrated edge for easy trimming. Suitable for both adhesive tape and sandpaper rolls. 16mm axle for roll diameters up to 270mm with a maximum roll width of 150mm in each section.

Qty	Order Ref.
1	14022040.16V

### Tilt Boxes



No. of trays / overall Size (mm)	Qty	Order Ref.
9 trays 600 x 68 x 78	1	02513016.19
6 trays 600 x 96 x 112	1	02513017.19
5 trays 600 x 142 x 168	1	02513018.19
4 trays 600 x 178 x 206	1	02513019.19
3 trays 600 x 210 x 242	1	02513020.19

### Paper Roll Holder / Cutter



Roll holder with serrated edge for easy cutting of packing paper. 16mm axle for roll diameters up to 280mm with maximum roll widths of 300mm or 700mm.

Roll Width	Qty	Order Ref.
300mm	1	14022038.16V
700mm	1	14022039.16V

### Rubbish Sack Holder



345 x 340 x 175. For 60 - 120 Litre sacks



310 x 310 x 150. Maximum load 10Kg

Item	Qty	Order Ref.
Holder & lid	1	14022036.16V
Lower support	1	14022037.16V

### Monitor Holder



For monitors with VESA 75/100 fixing pattern, maximum weight capacity 10Kg


Qty	Order Ref.
1	41011163

# perfo | Panel & Hook Kits


## Panel & Hook Kits



- Easy order complete kits
- Consists of the standard hook kits and the perfo wall panels from page 164



A



B


Item	Hooks	Panels	Panel Area (M2)	Order Ref.
A	15	2x 0.5m	0.45	14031420.19
B	20	2x 1.0m	0.90	14031421.19

## Panel & Hook Kits




C

Item	Hooks	Panels	Panel Area (M2)	Order Ref.
C	40	4x 1.0m	1.80	14031422.19



D



E

Item	Hooks	Panels	Panel Area (M2)	Order Ref.
D	60	4x 1.5m	2.72	14031424.19

Item	Hooks	Panels	Panel Area (M2)	Order Ref.
E	80	6x 1.5m	4.07	14031425.19

**Panels:**


.19	.11	.16	.24
RAL 7016 – anthracite grey	RAL 5010 – gentian blue	RAL 7035 – light grey	RAL 3004 – crimson red

- cupio cabinets
- cupio mobile
- cupio cupboards
- cupio benches
- cupio accessories
- perfo
- CNC
- verso cabinets
- verso mobile
- verso cupboards
- verso benches
- verso accessories
- facilities
- cases
- seating

# perfo | Hook Kits

## Hook Kits

- Easy order complete kits
- Consists of the most popular hook accessories from the range
- Add individual hooks as required for a fully customised solution



Contents	
5 Hooks L 25 mm	5 Spring clips Ø 13 mm

Hooks	Usage /Approx Panel Area M2	Order Ref.
10	Doors	14031410



Contents	
5 Hooks L 75 mm	1 Spanner holder
5 Double hooks L 75 mm	

Hooks	Usage /Approx Panel Area M2	Order Ref.
11	Doors	14030064



## Hook Kits



Contents	
5 Hooks L 75 mm	5 Hooks L 150 mm
5 Hooks L 100 mm	

Hooks	Usage /Approx Panel Area M2	Order Ref.
15	0.25	14031427



Contents	
5 Hooks L 25 mm	1 Saw holder
5 Double hooks L 75 mm	1 Screwdriver holder
1 Spanner holder	1 Allen key holder
1 Drill holder	

Hooks	Usage /Approx Panel Area M2	Order Ref.
15	0.50	14031411



Contents	
5 Hooks L 25 mm	1 Saw holder
5 Double hooks L 75 mm	1 Screwdriver holder
5 Tool clips Ø 13 mm	1 Allen key holder
1 Spanner holder	1 Drill holder

Hooks	Usage /Approx Panel Area M2	Order Ref.
20	1.00	14031412

cupboards

mobile

cupboards

benches

accessories

perfo

CNC

cupboards

mobile

cupboards

benches

accessories

facilities

cases

seating


# perfo | Hook Kits

## Hook Kits

### Contents

5 Hooks L 100 mm	5 Power tool holders 40 dia.
6 Pipe holders 60 x 35 mm wide	5 Power tool holders 60 dia.

Hooks	Usage /Approx Panel Area M2	Order Ref.
21	1.25	14031418



### Contents

5 Extended hooks L 25 mm	5 Double hooks L 50 mm
5 Extended hooks L 50 mm	5 Tool clips Ø 19 mm
5 Extended hooks L 75 mm	

Hooks	Usage /Approx Panel Area M2	Order Ref.
25	1.50	14030101



### Contents

5 Hooks L 25 mm	5 Tool clips Ø 6 mm
5 Hooks L 50 mm	5 Tool clips Ø 13 mm
5 Double hooks L 25 mm	5 Tool clips Ø 25 mm

Hooks	Usage /Approx Panel Area M2	Order Ref.
30	1.50	14031413





## Hook Kits

Contents	
5 Hooks L 25 mm	5 Tool clips Ø 25 mm
5 Hooks L 50 mm	1 Spanner holder
5 Double hooks L 75 mm	1 Saw holder
5 Double hooks L 150 mm	1 Screwdriver holder
5 U-holders 60 x 20 mm	1 Allen key holder
5 Tool clips Ø 13 mm	1 Drill holder

Hooks	Usage /Approx Panel Area M2	Order Ref.
40	1.75	14031414

Contents	
5 Hooks L 25 mm	5 Tool clips Ø 13 mm
5 Hooks L 50 mm	5 Tool clips Ø 19 mm
5 Double hooks L 25 mm	5 Tool clips Ø 25 mm
5 Double hooks L 75 mm	1 Spanner holder
5 Double hooks L 100 mm	1 Saw holder
5 Double hooks L 150 mm	1 Screwdriver holder
5 U-holders 60 x 20 mm	1 Allen key holder
5 Tool clips Ø 6 mm	1 Drill holder

Hooks	Usage /Approx Panel Area M2	Order Ref.
60	2.75	14031415

Contents	
5 Hooks L 25 mm	5 Tool clips Ø 6 mm
5 Hooks L 50 mm	5 Tool clips Ø 10 mm
5 Hooks L 100 mm	5 Tool clips Ø 13 mm
5 Double hooks L 25 mm	5 Tool clips Ø 19 mm
5 Double hooks L 50 mm	5 Tool clips Ø 25 mm
5 Double hooks L 75 mm	1 Spanner holder
5 Double hooks L 100 mm	1 Saw holder
5 Double hooks L 150 mm	1 Screwdriver holder
5 U-holders 60 x 20 mm	1 Allen key holder
5 U-holders 40 x 75 mm	1 Drill holder

Hooks	Usage /Approx Panel Area M2	Order Ref.
80	4.00	14031416



cupboards

mobile

cupboards

benches

accessories

perfo

CNC

cupboards

mobile

cupboards

benches

accessories

facilities


cases

seating

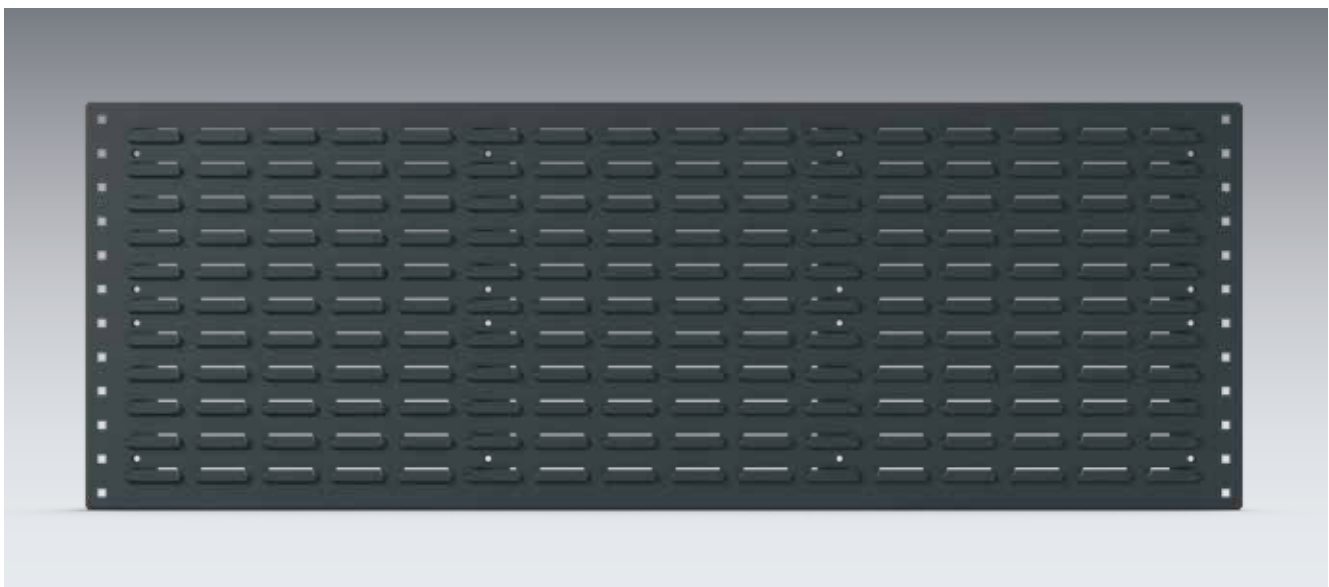
# perfo | Louvre Panels

## Horizontal Louvre Panels

- Fully flanged and reinforced to aid rigidity
- Reinforced mounting points
- Built to the same size as the perfo and combination panels
- New perfo sizes designed to complement cabinets
- For use with bottBoxes, hook on bins and accessories
- Standard panels are for wall mounting, they are also incorporated into bench, trolley and freestanding rack models
- Epoxy powder coated in choice of 4 standard colours



Backstrips reinforce and stiffen panels



Width (mm)	Height (mm)	Order Ref.
495	457	14025137.19
990	457	14025139.19
1486	457	14025140.19

Width (mm)	Height (mm)	Order Ref.
525	457	14025397.19
650	457	14025398.19
750	457	14025399.19
800	457	14025400.19
1050	457	14025401.19
1300	457	14025402.19

## Vertical Louvre Panels

- A more economic option in a vertical format
- Folded to aid rigidity
- For use with bottBoxes, hook on bins and accessories
- For wall mounting
- Epoxy powder coated in choice of 4 standard colours



Width (mm)	Height (mm)	Order Ref.
457	495	14025147.19
457	990	14025148.19
457	1486	14025149.19




## Spigots



Ø x Depth (mm)	Qty	Order Ref.
16 x 150	1	14022024.16
16 x 200	1	14022022.16
16 x 300	1	14022025.16

## perfo Adapters



Allows use of perfo accessories, see pages 158 - 177.  
Louvre accessories are supplied in RAL7035 light grey only.

W x D x H (mm)	Qty	Order Ref.
65 x 15 x 77	1	14005025.16

### Panels:

.19	.11	.16	.24
RAL 7016 – anthracite grey	RAL 5010 – gentian blue	RAL 7035 – light grey	RAL 3004 – crimson red

# perfo | Plastic Bins & Storage Bins

## bottBox Storage bin

- Plastic storage bins with ergonomic handle
- Heavy duty construction
- Optional, removable, transparent front panel
- Available in 2 widths, 5 depths, 3 heights
- Modular size, 2 narrow boxes equal 1 wide box
- Stackable design
- Smooth inner sides allowing easy cleaning and component retrieval
- ESD versions available, please contact us for details
- Labelling possible on front and back
- Optional transparent polycarbonate cover / lid available
- Optional transparent dividers available
- Supplied in pack quantities



bottBox are available with and without a transparent front panel. Lids and dividers are available as optional extras.



bottBox			bottBox	bottBox with front panel	Lid (Pack of 6)	Divider (Pack of 6)
Model	Dimensions W x D x H mm	Pack quantity	Order Ref.	Order Ref.	Order Ref.	Order Ref.
M1	130 x 100 x 65	48	13022045.19	13022053.19	/	/
M2	130 x 198 x 90	36	13022046.19	13022054.19	/	13022031
M3	130 x 298 x 165	24	13022047.19	13022055.19	/	13022032
M4	130 x 398 x 165	12	13022049.19	13022057.19	/	13022032
M4X	130 x 451 x 165	12	13022166.19	13022176.19	/	13022032
L3	264 x 298 x 165	12	13022048.19	13022056.19	13022034	13022033
L4	264 x 398 x 165	6	13022050.19	13022058.19	13022035	13022033
L5	264 x 498 x 165	6	13022052.19	13022060.19	13022036	13022033
L4X	264 x 451 x 165	6	13022167.19	13022177.19		13022033

**Panel & bottBox Kits**

- Easy order complete kits
- Uses the vertical louvre panels. See page 179
- Includes bottBox bin kit as shown. See page 180



Item	Panels (W x H)	Quantity of Bins			Order Ref.
		M2	M3	L3	
A	(3x) 457 x 990	27	21	3	14030201.19
B	(2x) 457 x 1486	54			14030199.19
C	(2x) 457 x 495	24			14030200.19

# perfo | Plastic Bins & Storage Bins

## Plastic Bins

- Quality rigid bins with reinforced sides
- Resistant to most acids, alkalis, greases and oils
- Resistant to temperatures from -35°C to +80°C
- Use with louvred panels\* or cupboard shelves
- Stackable and suitable for roller conveyors
- Manufactured from high density polyethylene
- Label included



\* The No.5 bin should be used on shelves only.  
Bins are supplied in kit quantities only

Item	Dimensions W x D x H (mm)	Litre	Kit Qty	Blue	Red	Yellow
No.1	103 x 90 x 55	0.40	24	13031017	13031018	13031019
No.1b	103 x 120 x 62	0.75	24	13031131	13031132	13031133
No.2	103 x 165 x 83	1.00	24	13031027	13031028	13031029
No.3	145 x 240 x 125	3.50	24	13031037	13031038	13031039
No.4	207 x 345 x 165	10.00	12	13020417	13020432	13020412
No.5	303 x 485 x 190	30.00	6	13020418	13020433	13020413

## Mixed Colour Bin Kits (Colours as shown)



A



B



C



D

Item	Quantity of Bins						Order Ref.
	No.1	No.1B	No.2	No.3	No.4	No.5	
A	-	-	-	-	12	-	02510077
A	-	-	-	-	-	12	13031183
B	48	-	-	-	-	-	02510073
B	-	48	-	-	-	-	13031001
B	-	-	48	-	-	-	02510074
B	-	-	-	48	-	-	02510076
C	-	12	12	6	-	-	13031002
D	4	-	8	6	5	4	13031196

Panel & Bin Kits



A



B



C



D



E



F

- Easy order complete kits
- Uses the vertical louvre panels. See page 179
- Bin kits supplied in the colours as shown

Item	Panels (W x H)	Quantity of Bins			Order Ref.
		No.2	No.3	No.4	
A	(2x) 457 x 495	32			14030012.19
B	(3x) 457 x 495	36	9		14030013.19
C	(2x) 457 x 990		18	8	14030014.19
D	(3x) 457 x 990	36	18	6	14030015.19
E	(2x) 457 x 1486		54		14030016.19
F	(3x) 457 x 1486	48	27	12	14030017.19

Panels:



RAL 7016 – anthracite grey   RAL 5010 – gentian blue   RAL 7035 – light grey   RAL 3004 – crimson red

cupboards

mobile

cupboards

benches

accessories

perfo

CNC

cupboards

mobile

cupboards

benches

accessories

facilities

cases

seating

# perfo | Heavy Duty Panel Trolleys

## Heavy Duty Panel Trolleys

- Utilising the standard reinforced panels
- Panels fit vertically or at an incline
- 125mm diameter castors, push/pull handle
- 1000mm wide x 650mm deep x 1600mm high
- Base tray particularly useful on models without low level panels



## perfo and perfo / Louvre Panel Trolleys



**A**



**B**

Model	No. of Panels	Accessory Kit	Order Ref.
A	4 perfo	\	14026025.19
B	6 perfo	\	14026026.19
	6 perfo	60 piece hook kit	07002134.19

Model	No. of Panels	Accessory Kit	Order Ref.
	2 perfo, 2 louvre	\	14026029.19
	3 perfo, 3 louvre	\	14026030.19



## Louvre Panel Trolleys



C



D



E

Model	No. of Panels	Accessory Kit	Order Ref.
C	4 louvre	/	14026027.19

Model	No. of Panels	Accessory Kit	Order Ref.
D	6 louvre	/	14026028.19

Model	No. of Panels	Accessory Kit	Order Ref.
E	6 louvre	108 x No.3 bin	14026017.19



F



G

Model	No. of Panels	bottBox Kit	Order Ref.
F	4 louvre	70x M3, 2x Eurobox	14026044.16

Model	No. of Panels	bottBox Kit	Order Ref.
G	6 louvre	98x M3	14026043.16

**Panels:**

.19	.11	.16	.24
RAL 7016 – anthracite grey	RAL 5010 – gentian blue	RAL 7035 – light grey	RAL 3004 – crimson red

- cupboards
- benches
- accessories
- perfo
- CNC
- verso cabinets
- verso mobile
- verso cupboards
- verso benches
- verso accessories
- facilities
- cases
- seating

# perfo | Louvre Panel Racks & Trolleys

## Panel Racks

- 3 static heights, 1125mm, 1450mm and 1775mm
- Mobile has 100mm diameter castors
- Double or single sided versions
- All models 1000mm wide x 550mm / 340mm deep
- Empty for custom layouts or complete with bins
- Epoxy powdercoat finish
- Optional base tray for all double sided models

Bin Sizes:

No.2 - 103mm wide x 165mm deep x 83mm high, No.3 - 145mm wide x 240mm deep x 125mm high

## 1250mm High Mobile Rack



## Optional Base Tray

(suitable for double sided models)



Double Sided	
Bin Kit	Order Ref.
/	16917170.19V
48x No.2 bins blue, 48x No.3 bins red	16917226.19V
144x No.2 bins red	16917271.19V
72x No.3 bins blue	16917272.19V

Item	Order Ref.
Drop in base tray	16917030.51V


## 1125mm High Static Rack



Single Sided	
Bin Kit	Order Ref.
/	16917125.19V
24x No.2 bins red, 24x No.3 bins blue	16917320.19V
72x No.2 bins red	16917321.19V
72x No.2 bins blue	16917322.19V

Double Sided	
Bin Kit	Order Ref.
/	16917120.19V
48x No.2 bins red, 48x No.3 bins blue	16917227.19V
144x No.2 bins red	16917229.19V
144x No.2 bins blue	16917228.19V

## 1450mm High Static Rack



Single Sided	
Bin Kit	Order Ref.
/	16917126.19V
24x No.2 bins red, 36x No.3 bins blue	16917323.19V
96x No.2 bins red	16917324.19V
96x No.2 bins blue	16917325.19V

Double Sided	
Bin Kit	Order Ref.
/	16917121.19V
48x No.2 bins red, 72x No.3 bins blue	16917223.19V
192x No.2 bins red	16917221.19V
192x No.2 bins blue	16917220.19V

## 1775mm High Static Rack



Single Sided	
Bin Kit	Order Ref.
/	16917127.19V
24x No.2 bins red, 48x No.3 bins blue	16917326.19V
60x No.3 bins red	16917327.19V
120x No.2 bins blue	16917328.19V

Double Sided	
Bin Kit	Order Ref.
/	16917122.19V
48x No.2 bins red, 96x No.3 bins blue	16917225.19V
120x No.3 bins red	16917232.19V
240x No.2 bins blue	16917230.19V

### Panels:

.19	.11	.16	.24
RAL 7016 – anthracite grey	RAL 5010 – gentian blue	RAL 7035 – light grey	RAL 3004 – crimson red

- cupboards
- benches
- accessories
- perfo
- CNC
- versob
- mobile
- cupboards
- benches
- accessories
- facilities
- cases
- seating


# perfo | perfo Panel Racks & Trolleys

## perfo Panel Racks & Trolleys

Freestanding or mobile panel racks utilising our proven perfo or louvre systems. Designed to provide high capacity storage especially suitable for hand tools. Position at the point of use to increase productivity.

- 3 static heights, 1125mm, 1450mm and 1775mm
- 1250mm high mobile has 100mm diameter castors
- Double or single sided versions
- All models 1000mm wide x 550mm / 340mm deep
- Empty for custom layouts or complete with hook kits
- Epoxy powdercoat finish
- Optional base tray available for all double sided models

### Optional Base Tray (suitable for double sided models)




Item	Order Ref.
Drop in base tray	16917030.51V

### 1250mm High Mobile Rack




Type	Hook Kit	Order Ref.
Double	/	16917160.19V
Double	40 piece	16917260.19V

### 1125mm High Static Rack




Type	Hook Kit	Order Ref.
Single	/	16917105.19V
Single	20	16917300.19V
Double	/	16917100.19V
Double	40 piece	16917200.19V

### 1450mm High Static Rack



Type	Hook Kit	Order Ref.
Single	/	16917106.19V
Single	30	16917301.19V
Double	/	16917101.19V
Double	60 piece	16917201.19V

### 1775mm High Static Rack



Type	Hook Kit	Order Ref.
Single	/	16917107.19V
Single	40	16917302.19V
Double	/	16917102.19V
Double	80 piece	16917202.19V

# perfo | Bench Panels

## Bench Backpanels

Backpanel set utilising the reinforced horizontal panels complete with end wing plates and rear mounting channels.

For direct fitment to the worktop, suitable for any bench.

Sturdy steel construction frame with powder coated finish. Frame supplied in light grey (RAL 7035) with panels in the four standard colour options.

1486 / 1981mm wide x 332mm deep x 457mm high

Type	1500 Bench	2000 Bench
	Order Ref.	Order Ref.
perfo	07002201.19V	07002202.19V
Louvre	07002203.19V	07002204.19V
Combi	07002205.19V	07002206.19V
Additional rear bracket single height		08030050
Additional rear bracket double height		08030048



## Cabinet Worktop Backpanels

To create ergonomic work stations these kits can be mounted directly to the top of drawer cabinets, cupboards or mobile units if they are fitted with a multiplex worktop. May also be fitted to bott benches with a multiplex worktop.

Choose perfo for use with all perfo accessories or louvre for hook on bins or bottBoxes.

Sturdy steel construction available in light grey (RAL 7035) powder coated finish only



### 1050W x 215D x 400H

Type	bottBox kit	Order Ref.
perfo	/	41022029.16
Louvre	/	41022030.16
Louvre	6x M1, 6x M2	41022031.16

### 1300W x 215D x 400H

Type	bottBox kit	Order Ref.
perfo	/	41022032.16
Louvre	/	41022033.16
Louvre	8x M1, 8x M2	41022034.16

#### Panels:



RAL 7016 – anthracite grey   RAL 5010 – gentian blue   RAL 7035 – light grey   RAL 3004 – crimson red

- cubio cabinets
- cubio mobile
- cubio cupboards
- cubio benches
- cubio accessories
- perfo
- CNC
- verso cabinets
- verso mobile
- verso cupboards
- verso benches
- verso accessories
- facilities
- cases
- seating

# perfo | perfo Panel Rack Systems

## perfo Panel Freestanding Rack

A freestanding tool storage system utilising the standard perfo panels. The design of perfo wall allows complete flexibility in the layout; 90° turns can be made in any direction.

perfo wall makes an ideal workshop divider and can help where wall space is limited. Commence with a starter bay and add extension bays to create a custom layout.

- 1845mm high, 500mm / 1000mm wide  
Free standing system, no walls required
- Starter and extension bays for expansion
- Use in line or at 90 degrees
- Single or double sided
- Makes an ideal workshop divider
- Add hooks to suit from pages 167 - 171



3 panel starter with 4 panel extension



Width	Bay Type	Panels	Type	Order Ref.
500	starter	3	single sided	14035062.19
500	starter	4	single sided	14035019.19
500	starter	6	double sided	14035063.19
500	extension	3	single sided	14035064.19
500	extension	4	single sided	14035027.19
500	extension	6	double sided	14035065.19


Width	Bay Type	Panels	Type	Order Ref.
1000	starter	3	single sided	14035041.19
1000	starter	6	double sided	14035042.19
1000	starter	4	single sided	14035043.19
1000	starter	8	double sided	14035044.19
1000	extension	3	single sided	14035049.19
1000	extension	6	double sided	14035050.19
1000	extension	4	single sided	14035051.19
1000	extension	8	double sided	14035052.19

## Heavy Duty Freestanding Louvre Panel Rack

- Freestanding rack utilising the horizontal louvre panels.
- Available in single and double sided formats, starter and add on styles.
- Optional base shelf.
- 1015mm wide x 452 / 905mm deep x 1835mm high.

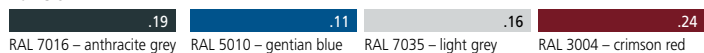


single sided add on



Format	Style	Depth (mm)	Order Ref.
Single Sided	Starter	452	12102092.19
Double Sided	Starter	905	12102094.19
Single Sided	Add on	452	12102093.19
Double Sided	Add on	905	12102095.19
Base Shelf			12102096.16
76 piece Bin kit (32x No.2, 36x No.3, 8x No.4)			13031145

**Panels:**



RAL 7016 – anthracite grey    RAL 5010 – gentian blue    RAL 7035 – light grey    RAL 3004 – crimson red

## perfo | Standard Duty bottBox Cupboards

### verso bottBox Cupboards 350mm Deep

- Lockable steel cupboards complete with bottBox kits
- Ideal for mailrooms, stores and document storage
- Three point locking, reinforced doors
- 75kg U.D.L capacity per shelf
- For more bottBox information see page 180



**A**



**B**



**C**



**D**



**E**

Model	Height (mm)	Width (mm)	Depth (mm)	Shelves	bottBoxes M3 (W x D x H) 130 x 298 x 165	bottBoxes L3 (W x D x H) 264 x 298 x 165	Order Ref.
A	1000	800	350	3	20		16926404.19
B	1000	1050	350	3	28		16926506.19
C	2000	800	350	8	45		16926405.19
D	2000	1050	350	8	9	27	16926505.19
E	2000	1050	350	8	63		16926507.19



verso bottBox Cupboards 550mm Deep



F



G



H



I

Model	Height (mm)	Width (mm)	Depth (mm)	Shelves	bottBoxes M4X (W x D x H) 130 x 451 x 165	bottBoxes L4X (W x D x H) 264 x 451 x 165	Order Ref.
F	1000	800	550	3	4	8	16926460.19
G	1000	1050	550	3	4	12	16926559.19
H	2000	800	550	8	9	18	16926461.19
I	2000	1050	550	8	9	27	16926588.19

Housing:

RAL 7035 – light grey

Top, bottom and fronts:

.19
.11
.16
.24

RAL 7016 – anthracite grey

RAL 5010 – gentian blue

RAL 7035 – light grey

RAL 3004 – crimson red

cupio  
cabinets

cupio  
mobile

cupio  
cupboards

cupio  
benches

cupio  
accessories

perfo

CNC

verso  
cabinets

verso  
mobile

verso  
cupboards

verso  
benches

verso  
accessories

facilities

cases

seating

# perfo | Standard Duty Bin Cupboards

## verso Bin Cupboards

- Three point locking, reinforced doors
- Galvanised shelves with 75kg U.D.L capacity
- Complete with bins in the colours shown
- Bin Sizes - (W x D x H mm)
- No.3 - 145 x 240 x 125, No.5 - 303 x 485 x 190

### 800mm W x 350mm D x 1000mm H




Bins	Shelves	Order Ref.
20 x No. 3	4	16926400.19

### 1050mm W x 350mm D x 1000mm H




Bins	Shelves	Order Ref.
30 x No. 3	4	16926500.19

### 800mm W x 350mm D x 2000mm H



Bins	Shelves	Order Ref.
44 x No. 3	10	16926401.19

### 1050mm W x 350mm D x 2000mm H



Bins	Shelves	Order Ref.
66 x No. 3	10	16926501.19

800mm W x 550mm D x 1000mm H      1050mm W x 550mm D x 1000mm H



Bins	Shelves	Order Ref.
8 x No. 5	3	16926450.19

Bins	Shelves	Order Ref.
12 x No. 5	3	16926550.19

800mm W x 550mm D x 2000mm H

1050mm W x 550mm D x 2000mm H



Bins	Shelves	Order Ref.
14 x No. 5	6	16926451.19

Bins	Shelves	Order Ref.
21 x No. 5	6	16926551.19

**Housing:** RAL 7035 – light grey  
**Top, bottom and fronts:** RAL 7016 – anthracite grey .19 RAL 5010 – gentian blue .11 RAL 7035 – light grey .16 RAL 3004 – crimson red .24

- cupboards
- benches
- accessories
- perfo
- CNC
- verso cabinets
- verso mobile
- verso cupboards
- verso benches
- verso accessories
- facilities
- cases
- seating

# perfo | Heavy Duty Cupboards With Backpanels

## cupbio Cupboards With Backpanels

- Lockable doors with perfo or louvre liner panels
- Full height backpanels in perfo or louvre style
- Add hook or bin kits to suit or see pages 158 - 182 for the full accessory range
- 1050mm wide

Tools shown are not included



1050mm wide x 650mm deep x 2000mm high full perfo model shown with 80 piece hook kit.



Louvre backpanels and door

## Hinged Doors with Backpanels




See pages 68 - 84


Height	Depth	Backpanel	perfo Doors	Louvre Doors
			Order Ref.	Order Ref.
1200	650	perfo	40021197.19V	40021198.19V
2000	525	perfo	40013054.19V	40013059.19V
2000	650	perfo	40021102.19V	40021127.19V
1200	650	Louvre	40021199.19V	40021200.19V
2000	525	Louvre	40013055.19V	40013060.19V
2000	650	Louvre	40021103.19V	40021128.19V



15 piece hook kit



32 piece bin kit



40 piece bin kit

Item	Order Ref.
15 piece hook kit	14031411
80 piece hook kit	14031416

Item	Order Ref.
32 piece bin kit	13031070
40 piece bin kit	13021008


# perfo | Heavy Duty Cupboards With Sliding Panels

## cubio Cupboards With Sliding Panels

- High capacity panel storage
- 100% extension heavy duty roller bearing slides
- Safety mechanism prevents multiple panels from being withdrawn, increasing stability
- 120kg U.D.L. capacity per double sided panel
- Panels in perfo or louvre styles
- 1200mm high with 3.68m<sup>2</sup> storage area
- 2000mm high with 6.88m<sup>2</sup> storage area
- 1050mm wide
- perfo, louvre or window door styles available



Louvre door option



Panel face to panel face gap (B) is 201mm (x3). Panel face to cupboard side gap (A) is 136mm (x2).



Height	Depth	Inner Panel	perfo Doors	Window Doors
			Order Ref.	Order Ref.
1200	650	perfo	40301005.19V	40301006.19V
2000	650	perfo	40301011.19V	40301051.19V
1200	650	Louvre	40301029.19V	40301030.19V
2000	650	Louvre	40301035.19V	40301036.19V

**Housing:**

RAL 7035 – light grey

**Top, bottom and fronts:**

.19 RAL 7016 – anthracite grey
 .11 RAL 5010 – gentian blue
 .16 RAL 7035 – light grey
 .24 RAL 3004 – crimson red

**Housing:**

RAL 7016 – anthracite grey

**Top, bottom and fronts:**

.77 RAL 7016 – anthracite grey

- cubio cabinets
- cubio mobile
- cubio cupboards
- cubio benches
- cubio accessories
- perfo
- CNC
- verso cabinets
- verso mobile
- verso cupboards
- verso benches
- verso accessories
- facilities
- cases
- seating

# perfo | Heavy Duty Bin Cupboards

## cubio Bin Cupboards


- Liner panels to doors and back
- 100kg U.D.L. capacity shelves
- Complete with bins as shown
- perfo panel door models are also available with louvre doors, please ask for details
- For more cupboard details see the cupboard section on pages 68 - 71

## 1050mm Wide x 650mm Deep x 2000mm High



Doors	Shelves	Bins	Order Ref.
perfo	\	28x No.2, 20x No.3, 12x No.4	40021117.19V

Doors	Shelves	Bins	Order Ref.
perfo	3	16x No.4, 9x No.5	40021118.19V



Doors	Shelves	Bins	Order Ref.
Louvre	\	7x No.1, 111x No.2, 20x No.3, 12x No.4	40021129.19V

Doors	Shelves	Bins	Order Ref.
Louvre	2	54x No.2, 5x No.3, 16x No.4, 6x No.5	40021130.19V

**1300mm Wide x 650mm Deep x 2000mm High**

- Louvre liner panels to doors
- 160kg U.D.L. capacity shelves, 75kg U.D.L. capacity drawers
- Complete with bins / euroboxes as shown
- For more cupboard details see the cupboard section on pages 68 - 79



Doors	Shelves	Drawers	Bins / Euroboxes	Order Ref.
Louvre	3 full 3 shallow	3x 125	16x No.2 12x No.3 20x No.4 / 3x 220H, 3x 320H	40022096.19V



Doors	Shelves	Qty of EuroBins (400 x 600)			Order Ref.
		120 H	220 H	320 H	
Louvre	6	6	6	6	40022066.19V



Doors	Shelves	Drawers	Bins	Order Ref.
Louvre	3 full 4 shallow	3x 125	24x M2, 16x L3, 12x L5	40022142.19V



Bin Height	Pack Qty	Eurobin 400 x 300 Order Ref.	Eurobin 600 x 400 Order Ref.
120	1	62510013.19V	62510016.19V
220	1	62510014.19V	62510017.19V
320	1	62510015.19V	62510018.19V
Lid	3	12204064	12204065

**Housing:**



RAL 7035 – light grey

**Top, bottom and fronts:**



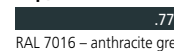
RAL 7016 – anthracite grey RAL 5010 – gentian blue RAL 7035 – light grey RAL 3004 – crimson red

**Housing:**



RAL 7016 – anthracite grey

**Top, bottom and fronts:**



RAL 7016 – anthracite grey

cupboard cabinets

cupboard mobile

cupboard cupboards

cupboard benches

cupboard accessories

perforated

CNC

versoboard cabinets

versoboard mobile

versoboard cupboards

versoboard benches

versoboard accessories

facilities

cases

seating

# perfo | Wall Cupboards

## Wall Cupboards

- Lockable steel cupboards with perfo door liner panels
- perfo or louvre backpanels
- Compact 325mm deep
- Optional galvanised shelves
- Available empty for custom layouts or with easy order accessory kits
- 525mm wide models have single doors. 650mm, 800mm and 1050mm wide models have double doors



Tools shown are not included.

## Louvre Backpanel Models



800mm wide x 700mm high louvre model with 23 piece bin kit



1050mm wide x 700mm high louvre model with 33 piece bin kit



1050mm wide x 1000mm high louvre model with 43 piece bin kit

### 800mm Wide x 700mm High Louvre

Internal Fittings	Order Ref.
Empty	40031061.19V
23 piece bin kit	40031064.19V
Optional galvanised shelf	42101068.51V

Colour	23 Bin Kit		33 Bin Kit		43 Bin Kit	
	No.2	No.3	No.2	No.3	No.2	No.3
Yellow	5	3	7	5	7	5
Red	10		7		7	5
Blue	5		14		14	5
No.2 bin 103 x 165 x 83 (WxDxH)			No.3 bin 145 x 240 x 125 (WxDxH)			

### 1050mm Wide x 700mm High Louvre

Internal Fittings	Order Ref.
Empty	40031056.19V
33 piece bin kit	40031057.19V
Optional galvanised shelf	42101069.51V

### 1050mm Wide x 1000mm High Louvre

Internal Fittings	Order Ref.
Empty	40031063.19V
43 piece bin kit	40031065.19V
Optional galvanised shelf	42101069.51V



### 525mm Wide x 700mm High perfo

Internal Fittings	Order Ref.
Empty	40031073.19V
20 piece hook kit	40031076.19V
1x Galvanised shelf	40031077.19V
Additional galvanised shelf	42101092.51V



### 650mm Wide x 700mm High perfo

Internal Fittings	Order Ref.
Empty	40031058.19V
20 piece hook kit	40031078.19V
1x Galvanised shelf	40031079.19V
Additional galvanised shelf	42101093.51V



### 800mm Wide x 700mm High perfo

Internal Fittings	Order Ref.
Empty	40031060.19V
20 piece hook kit	40031066.19V
1x Galvanised shelf	40031068.19V
Additional galvanised shelf	42101068.51V



### 1050mm Wide x 700mm High perfo

Internal Fittings	Order Ref.
Empty	40031053.19V
40 piece hook kit	40031055.19V
1x Galvanised shelf	40031054.19V
Additional galvanised shelf	42101069.51V



### 1050mm Wide x 1000mm High perfo

Internal Fittings	Order Ref.
Empty	40031062.19V
40 piece hook kit	40031067.19V
1x Galvanised shelf	40031069.19V
Additional galvanised shelf	42101069.51V


**Housing:**

RAL 7035 – light grey

**Top, bottom and fronts:**
.19
.11
.16
.24

RAL 7016 – anthracite grey

RAL 5010 – gentian blue

RAL 7035 – light grey

RAL 3004 – crimson red

**Housing:**

RAL 7016 – anthracite grey

**Top, bottom and fronts:**
.77

RAL 7016 – anthracite grey

## perfo | Wall Cupboard Freestanding Racks

### Wall Cupboard Racks

- Freestanding or mobile racks for the 1050mm wide wall cupboards
- Two galvanised steel trays per rack, each 75mm deep
- Static version is 1000mm high x 325mm deep
- Mobile version is 925mm high x 600mm deep



Static freestanding rack shown with 1000mm high perfo cupboard.

Type	Order Ref.
Static rack	40032025.16
Mobile rack	40032026.16

### Lift Up Door Wall Cupboard

- Lockable steel cupboards with lift up door
- perfo or louvre backpanels
- Compact 325mm deep, 600mm High
- Optional galvanised shelves



#### 800mm Wide

Model	Order Ref.
perfo	40031088.19V
Louvre	40031071.19V
Optional shelf	42101090.51

#### 1050mm Wide


Model	Order Ref.
perfo	40031085.19V
Louvre	40031087.19V
Optional shelf	42101096.51

## Tilt Boxes

- Dense storage for small components
- Highly visible storage system
- High impact polystyrol housings which can be clipped together
- Tough K-resin transparent drawers
- Labels included
- Can be mounted to perfo panels using optional brackets
- Optional restraining bar
- All models 600mm wide
- Dark grey finish only



**Madia 3**



**Madia 4**

Item	D x H (mm)	No. Comp.	Qty.	Order Ref.
Madia 1	68 x 78	9	3	02513043.19
Madia 2	96 x 112	6	3	02513044.19
Madia 3	142 x 168	5	2	02513045.19
Madia 4	178 x 206	4	1	02513004.19
Madia 5	210 x 242	3	1	02513005.19
1 of each Madia 1,2,3,4				02513026.19

## Freestanding Rack



## Restraining Bar



Prevents the unwanted opening of tilt boxes

To Suit Type	Order Ref.
Madia 1	12615002
Madia 2	12615003
Madia 3	12615004
Madia 4	12615005
Madia 5	12615006

## Bench Stand



Freestanding metal frame with 5x Madia 1, 1x Madia 2 modules.

WxDxH (mm)	Order Ref.
610 x 150 x 500	02513027.19

Freestanding rack unit complete with 2x Madia 1, 3x Madia 2, 3x Madia 3, 2x Madia 4, 1x Madia 5 tilt box modules.

WxDxH (mm)	Order Ref.
610 x 330 x 1750	02513030.19

**Housing:** RAL 7035 – light grey  
**Top, bottom and fronts:** RAL 7016 – anthracite grey .19, RAL 5010 – gentian blue .11, RAL 7035 – light grey .16, RAL 3004 – crimson red .24

**Housing:** RAL 7016 – anthracite grey  
**Top, bottom and fronts:** RAL 7016 – anthracite grey .77

- cubio cabinets
- cubio mobile
- cubio cupboards
- cubio benches
- cubio accessories
- perfo
- CNC
- verso cabinets
- verso mobile
- verso cupboards
- verso benches
- verso accessories
- facilities
- cases
- seating





# CNC - Machine tool storage



Maximum security

High capacity



## Protection for high value tooling

Our CNC storage systems are designed to organise and protect expensive machine tools from damage, theft or loss. With clear storage and identification, tool handling can be kept to a minimum, workflows improved and machine set-up time reduced.

For most types of CNC machine tooling, our specialist range includes workbench mounted units, trolleys and high-capacity cupboards and cabinets.


**Choose bott CNC systems and maximise security for your valuable business assets.**

- Integrates with cubio and perfo systems
- Static and mobile options
- Fits most types of CNC machine tooling
- 10-year extended guarantee

# CNC - Storage systems







### Maximum Security

Tough, clip-in holding inserts are the core of the CNC storage system. Simple to fit, the inserts safely and securely hold all major tooling shank sizes.

### Adaptable Tool Carriers

Sturdy, versatile and easily adapted carrier for the holding inserts. Use freestanding or with accessories.

### Carrier Bench Stands

Securely holds up to three tool carriers on any bench worktop.

### Carrier Trolleys

Flexible trolley options for tool carriers, providing high-capacity storage and ease of mobility.

### Cabinets & Cupboards

Utilising the cubio range and accessories, there are many options for storing CNC tooling and tool carriers within the heavy-duty cupboards and drawer cabinets.

### Useful Tool Blocks

Simple, steel tool blocks can be used freestanding or in conjunction with louvre panel racks and trolleys.

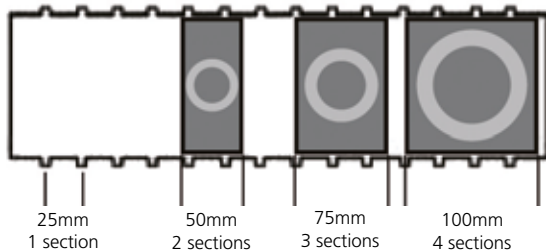
# CNC | Inserts

## Tool Holding Inserts

The core of the system are the easy fit tool holding inserts. 50, 75 or 100mm wide depending on model, they simply clip into the metal carrier or frame.

To calculate the insert capacity compare the tool type sections with the available sections per row in the metal carrier or holder.

A blank holder is available for other tool sizes. The solid plug is removed for machining to the required bore dimensions.



Inserts come in 3 section widths depending on bore type. The total capacity of a holder is relative to these section widths.

All inserts have a taper bore except VDI models. Top diameter shown. The insert sits 32mm above the metal carrier or holder.



Tool Type	Diameter (mm)	Sections	Width (mm)	Order Ref.
ISO30 / BT30 / SK30 / Morse 3	28	2	50	15002041
HSK - A40 / C40 / E40 / F40 / B50	30	2	50	15002042
HSK - A 32 / C32 / E32 / F32 / B40	24	2	50	15002043
Capto C3	23	2	50	15002093
Capto C4	29	2	50	15002094
VDI 30	30	3	75	15002044
VDI 40	40	3	75	15002045
ISO 35 / BT 35 / SK35 / Morse 4	35	3	75	15002046
ISO 40 / BT40 / SK40	41	3	75	15002047
ISO 45 / BT45 / SK45 / Morse 5	49	3	75	15002048
HSK - A50 / C50 / E50 / F50 / B63 / F63	38	3	75	15002049
HSK - A63 / C63 / E63 / B80	48	3	75	15002050
Capto C5	37	3	75	15002095
Capto C6	46	3	75	15002096
VDI 50	50	4	100	15002051
VDI 60	60	4	100	15002052
ISO 50 / BT 50 / SK50	67	4	100	15002053
HSK - A80 / C80 / E80 / F80 / B100	60	4	100	15002054
HSK - A100 / C100 / E100 / F100 / B125	75	4	100	15002055


# CNC | Tool Carrier & Bench Stand

## Tool Carriers

For use freestanding or in conjunction with trolleys, cupboards, benches and cabinets. Grab handles at each end allow for easy transportation. Supplied with tool storage inserts for the most popular styles or empty for custom configurations.

RAL 7035 light grey powder coat finish as standard RAL 7016 anthracite grey is also available

Dimensions (mm) - 590 wide x 125 deep x 110 high




Kitted Tool Carriers		
Capacity	Tool Type	Order Ref.
10	ISO30 / BT30 / MT3	15001012.16
6	ISO35	15001013.16
6	ISO40 / BT 40	15001014.16
5	ISO50 / BT50	15001016.16
6	VDI30	15001017.16
6	VDI40	15001018.16
5	VDI50	15001019.16
5	VDI60	15001020.16
10	HSK A32/C32/E32 /F32/B40	15001021.16
10	HSK A40/C40/E40/F40/ B50	15001022.16
6	HSK A50 B63	15001023.16
6	HSK - A63 / B80	15001024.16
5	HSK A80/C80/E80/F80/B100	15001025.16
5	HSK - A100 / B125	15001026.16
10	Capto C3	15001030.16
10	Capto C4	15001031.16
6	Capto C5	15001032.16
6	Capto C6	15001033.16

Empty Tool Carrier		
Rows	Sections	Order Ref.
1	20	15001007.16

## Tool Carrier - Bench Stand

- Allows tool carriers to be stored on any worktop
- Will hold 3 tool carriers (not included)
- 600mm wide x 450mm deep x 375mm high
- RAL 7035 light grey powder coat finish as standard RAL 7016 anthracite grey is also available



Item	Order Ref.
Bench Stand for 3x Tool Carriers	15001003.16



**Standard:** .16 RAL 7035 – light grey

**Optional:** (For use with .77 models) .19 RAL 7016 – anthracite grey

# CNC | Tool Carrier Trolleys

## Compact Trolley

- Fixed position trolley
- For tool carriers which fit directly into the trolley
- 650mm wide x 710mm deep x 1020mm high
- Supplied empty, add the required carriers
- 300kg total capacity
- RAL 7035 light grey only



Item	Tool Carriers	Order Ref.
Compact Trolley	Empty	10401030.16
Compact Trolley	6x ISO40 (36 Location total)	10401035.16
Compact Trolley	6x ISO50 (30 Location total)	10401036.16


Item	Tool Carriers	Order Ref.
Compact Trolley	6x HSK A63 (36 Location total)	10401047.16
Compact Trolley	6x HSK A100 (30 Location total)	10401048.16
Compact Trolley	6x Capto C6 (36 Location total)	10401054.16

## High Capacity Trolley

- Adjustable position trolley for tool carriers
- Each carrier requires a pair of carrier brackets
- An optional end shelf is available
- 670mm wide x 600mm deep x 985mm high
- Supplied empty, add the required carriers
- 300kg total capacity
- RAL 7035 light grey only



HC Trolley - Carriers require a set of holding brackets. Carriers may be mounted in multiple positions



Item	Order Ref.
End Shelf	12102084.16
Carrier Bracket Set	15003011.16



Item	Tool Carriers	Order Ref.
HC Trolley	Empty	10401029.16
HC Trolley	6x ISO40 (36 Location total)	10401033.16
HC Trolley	6x ISO50 (30 Location total)	10401034.16



Item	Tool Carriers	Order Ref.
HC Trolley	6x HSK A63 (36 Location total)	10401043.16
HC Trolley	6x HSK A100 (30 Location total)	10401044.16
HC Trolley	6x Capto C6 (36 Location total)	10401055.16

## CNC | Carrier Drawer Frames & Cabinets

### Tool Carrier - Drawer Brackets

For high volume storage with ease of access and security CNC tooling may be stored in one of the bott cubio static or mobile cabinets.

The cabinets will accept either the tool carrier via drawer brackets (below) or direct into the tool frame (opposite).

Both systems will work with a wide selection of cabinet sizes, the ideal model will depend upon the length and quantity of tooling.

Please ask for a no obligation quote or on site consultation to discuss your requirements.



### Tool Carrier - Drawer Brackets

Tool carriers may be mounted within the drawers using the accessory bracket set. Add carriers from page 211 as required, up to 3 carriers may be stored in each drawer.

The ideal cabinet is 800mm wide x 650mm deep but the system will work with the larger sizes.

Note: Tool carriers are not included



Item	Order Ref.
Carrier Brackets	43013031.51V


## Drawer Frames & Inserts

CNC frame for use with cabinet or cupboard drawers. Add inserts from page 210 as required.

Any combination of CNC inserts may be used together in a single row up to the maximum number of sections per row.

Drawer frames are available in 80 and 125mm heights to suit the tooling shank length. Choose a cabinet drawer front height large enough to accommodate your tooling's overall length.

RAL 7035 light grey powder coat finish as standard RAL 7016 anthracite grey is also available.



Cabinet Width (mm)	Cabinet Depth (mm)	Rows	Sections Per Row	80mm high	125mm high
				Order Ref.	Order Ref.
525	525	2	15	43013001.16V	43013002.16V
525	650	3	15	43013011.16V	43013012.16V
650	650	3	20	43013013.16V	43013014.16V
650	750	4	20	43013023.16V	43013024.16V
800	525	2	26	43013005.16V	43013006.16V
800	650	3	26	43013015.16V	43013016.16V
800	750	4	26	43013025.16V	43013026.16V
1050	525	2	36	43013007.16V	43013008.16V
1050	650	3	36	43013017.16V	43013018.16V
1050	750	4	36	43013027.16V	43013028.16V
1300	650	3	46	43013019.16V	43013020.16V
1300	750	4	46	43013029.16V	43013030.16V

**Standard:**

**.16**  
RAL 7035 – light grey

**Optional:** (For use with .77 models)

**.19**  
RAL 7016 – anthracite grey

cupboard  
cabinets

mobile

cupboards

benches

accessories

perforated

CNC

cupboard  
cabinets

mobile

cupboards

benches

accessories

facilities

cases

seating

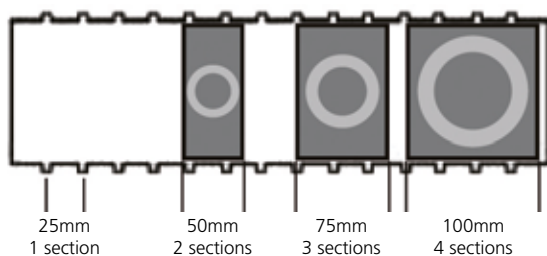
# CNC | CNC Cupboards Storage

## CNC Cupboards

- From the heavy duty cubio range
- 800mm or 1050mm wide x 525mm deep, choice of heights
- perfo or louvre door liner panels
- 75kg U.D.L. capacity drawers for drawer frames
- For carrier storage use the carrier holding shelf
- Sliding storage shelf accepts inserts

To ensure maximum stability all cubio cupboards should be bolted to the floor.

## Insert Fitment



Any combination of CNC inserts may be used together in a single row up to the maximum number of sections per row.



## Empty Housings

Cupboard Width	Cupboard Depth	Cupboard Height	perfo Doors	Louvre Doors	Window Doors	Roller Shutter Door
			Order Ref.	Order Ref.	Order Ref.	Order Ref.
800	525	800	40012049.19V	40012050.19V	/	/
800	525	1000	40012053.19V	40012054.19V	/	/
800	525	1200	40012055.19V	40012056.19V	/	/
800	525	1600	40012057.19V	40012058.19V	/	/
800	525	2000	40012059.19V	40012060.19V	/	/
1050	525	800	40013009.19V	40013010.19V	/	/
1050	525	1000	40013013.19V	40013014.19V	40013078.19V	/
1050	525	1200	40013015.19V	40013016.19V	40013021.19V	40201001.19V
1050	525	1600	40013017.19V	40013018.19V	40013022.19V	/
1050	525	2000	40013019.19V	40013020.19V	40013023.19V	40201002.19V



**800mm Wide x 525mm Deep x 2000mm High**

Supplied as a kitted CNC storage cupboard using a cubio heavy duty housing and dedicated CNC storage accessories.

- 2000mm high x 800mm wide x 525mm deep cupboard with perfo lined doors
- 175mm drawers with 75 Kg U.D.L capacity
- Sliding CNC shelves and frames with 75 Kg U.D.L capacity
- Includes tool carriers
- Tool holding inserts included for fitment into the drawer frames, sliding shelves or tool carriers
- Alternate door styles and CNC tool sizes available, please ask for details



cubio cabinets  
cubio mobile  
cubio cupboards  
cubio benches  
cubio accessories  
perfo  
CNC



Contents	Order Ref.
2 175mm drawers	40012130.19V
2 CNC drawer frame	
1 CNC sliding shelf frame	
1 CNC tool carrier sliding shelf	
3 Tool carriers	
74 ISO 40 / BT40 / SK40 tool holding inserts	



Contents	Order Ref.
2 175mm drawers	40012131.19V
2 CNC drawer frame	
1 CNC sliding shelf frame	
1 CNC tool carrier sliding shelf	
3 Tool carriers	
74 HSK A63/C63/E63/B80 tool holding inserts	

verso cabinets  
verso mobile  
verso cupboards  
verso benches  
verso accessories  
facilities  
cases  
seating

**Housing:** RAL 7035 – light grey     **Top, bottom and fronts:** RAL 7016 – anthracite grey .19   RAL 5010 – gentian blue .11   RAL 7035 – light grey .16   RAL 3004 – crimson red .24     **Housing:** RAL 7016 – anthracite grey     **Top, bottom and fronts:** RAL 7016 – anthracite grey .77

# CNC | CNC Cupboards Storage

## Drawer Pan



125mm or 175mm high drawers with 75kg U.D.L. capacity on smooth action roller bearing slides. Adjustable on a 25mm vertical pitch.

Cupboard Size (mm)	125mm High	175mm High
	Order Ref.	Order Ref.
800 x 525	40522013.16V	40522015.16V
1050 x 525	40522017.16V	40522019.16V

## Standard Shelf



Durable, scuff resistant galvanised steel shelves, 100kg U.D.L. capacity. Adjustable on 25mm pitch.

Cupboard Size (mm)	Order Ref.
800 x 525	42101014.51V
1050 x 525	42101018.51V

## Drawer Frame




Supplied as an empty frame for use with the tool holding inserts detailed on page 210.

- Fits into a standard 1050 or 800mm wide x 525mm deep cubio cupboard drawer. (Drawer not included.)
- 2 Rows per drawer frame
- 26 sections per row (800mm wide models)
- 36 sections per row (1050mm wide models)
- RAL 7035 light grey powder coat finish as standard RAL 7016 anthracite grey is also available



Cabinet Width	80mm High Frame	125mm High Frame
	Order Ref.	Order Ref.
800mm	43013005.16V	43013006.16V
1050mm	43013007.16V	43013008.16V

## Sliding Shelf Frame



Supplied as an empty frame for use with the tool holding inserts detailed on page 210.

- Roller bearing slides, 75kg U.D.L. load capacity
- Overall height is 220mm
- 3 Rows per sliding shelf frame
- 24 sections per row (800mm wide models)
- 33 sections per row (1050mm wide models)
- Supplied in RAL 7035 light grey or RAL 7016 anthracite grey

Cupboard Width	Cupboard Depth	Order Ref.
800mm	525mm	40523002.16V
1050mm	525mm	40523005.16V

## Tool Carrier - Sliding Shelves



Supplied empty as a frame for use with the tool carriers, 3 tool carriers may be located in each shelf. For tool carriers see page 211.

- Roller bearing slides, 75kg U.D.L. load capacity
- Overall height is 220mm
- Supplied in RAL 7035 light grey or RAL 7016 anthracite grey

Cupboard Width	Cupboard Depth	Carrier Capacity	Order Ref.
800mm	525mm	3	40523001.16V

**Standard:**

**.16**  
RAL 7035 – light grey

**Optional:** (For use with .77 models)

**.19**  
RAL 7016 – anthracite grey

## CNC | Tool Blocks & Panels

### Tool Blocks

Steel tool blocks for use freestanding or in conjunction with louvre panels.

Blocks are 233mm wide x 158mm deep x 139mm high. The most popular styles are shown complete with tool holding inserts, for other types use the empty block and add the required inserts from page 210.

Tools Stored	Tool Type	Order Ref.
4	ISO30 / BT 30 / MT3	15002057.16
3	ISO40 / BT 40	15002059.16
2	ISO50 / BT50	15002061.16
3	VDI30	15002062.16
3	VDI40	15002063.16
2	VDI50	15002064.16
3	HSK A63 / B80	15002069.16
2	HSK A80 / B100	15002070.16




#### Empty Tool Block

Rows	Sections	Order Ref.
1	9	13013054.16

### Tool Block - Louvre Panels

Louvre panels are available in 3 widths, all feature reinforcing strips and folding to increase rigidity. Hook on bins and holding accessories are also available, please see page 182.

Panel W x H (mm)	Maximum Tool Blocks Per Panel	Order Ref.
495 x 457	4	14025137.19
990 x 457	8	14025139.19
1486 x 457	12	14025140.19



### Tool Block - Louvre Bench Panels

Using the standard horizontal panel the bench stand kit has rear brackets and end panels.

Suitable for fitment to all bott benches.

Overall height above the worktop is 457mm.

Bench Width (mm)	Order Ref.
1500	07002203.19V
2000	07002204.19V



# CNC | Tool Block Panel Rack & Trolleys

## Tool Block - Freestanding Louvre Panels

Freestanding rack utilising the horizontal louvre panels. Available in single and double sided formats, starter and add on styles.  
 Up to 32 tool blocks may be used on each side. A base shelf for long tooling is available as an option.  
 1015mm wide x 452 / 905mm deep x 1835mm high.



Optional base shelf kit.

Format	Style	Depth (mm)	Order Ref.
Single Sided	Starter	452	12102092.19
Double Sided	Starter	905	12102094.19
Single Sided	Add on	452	12102093.19
Double Sided	Add on	905	12102095.19
Base Shelf			12102096.16



Double sided starter rack shown with optional tool blocks and base shelf.

## Tool Block - Louvre Panel Trolley

Double sided louvre panel trolley with a 3 piece top tray, push / pull handle and 125mm diameter wheels included as standard.  
 Up to 12 blocks may be stored on each side.  
 Reinforced lockable doors and a base shelf for long tooling are available as optional extras.  
 1115mm wide x 600mm deep x 1150mm high.

Trolley shown complete with optional tool blocks.

Item	Order Ref.
Tool Block Trolley (empty)	10403013.19
Door Kit (for 1 Side)	12501016.19
Base Shelf	12102096.16

Optional door kit.



Frame:	Panels:
	.19
	.11
	.16
	.24

RAL 7035 – light grey    RAL 7016 – anthracite grey    RAL 5010 – gentian blue    RAL 7035 – light grey    RAL 3004 – crimson red

- cupio cabinets
- cupio mobile
- cupio cupboards
- cupio benches
- cupio accessories
- perfo
- CNC
- verso cabinets
- verso mobile
- verso cupboards
- verso benches
- verso accessories
- facilities
- cases
- seating





# verso - Our versatile solution



Quality with value

Easy expansion





## Functional & adaptable

Our adaptable verso range offers simple functionality, combined with high-quality and excellent value-for-money.

Encompassing drawer cabinets, cupboards, benches and workstations, bott verso is suitable for a variety of applications, in many different industries.

**Choose bott verso for practical, affordable solutions.**

- Available in a wide range of sizes
- Mobile and static options
- 75kg U.D.L capacity drawers and shelves
- Optional drawer blocking mechanism
- 100% extension roller bearing slides
- Comprehensive accessory range
- 10-year extended guarantee

## verso | Workstations

### verso Workstations

- Freestanding workshop kit incorporating bott verso units
- Galvanised steel shelves with 75kg U.D.L capacity
- Cupboards have reinforced, hinged doors
- Medium duty 35mm worktop
- 75kg U.D.L capacity per drawer with 100% extension
- Rear perfo tool storage



A

Model	Width (mm)	Depth (mm)	Height (mm)	Included items	Lino
					Order Ref.
A	3450	590	2000	2x 525W x 550D x 2000H 4 shelf cupboards 3x 800W x 350D x 600H cupboards 2x 800W x 550D x 900H 5 drawer cabinet 1x 800W x 550D x 900H 2 shelf cupboard 1x 2400W x 550D 35mm worktop 3x 800W x 457H perfo panels 1x Rear support frame	16920102.19

## verso Workstations



B



C

Model	Width (mm)	Depth (mm)	Height (mm)	Included items	Lino
					Order Ref.
B	2125	590	2000	1x 525W x 550D x 2000H 4 shelf cupboard 2x 800W x 350D x 600H cupboards 1x 800W x 550D x 900H 5 drawer cabinet 1x 800W x 550D x 900H 2 shelf cupboard 1x 1600W x 550D 35mm worktop 2x 800W x 457H perfo panels 1x Rear support frame	16920100.19
C	2400	590	2000	1x 800W x 550D x 900H 2 shelf cupboard 3x 800W x 350D x 600H cupboards 2x 800W x 550D x 900H 5 drawer cabinets 1x 2400W x 550D 35mm worktop 3x 800W x 457H perfo panels 1x Rear support frame	16920101.19

**Housing:**

RAL 7035 – light grey

**Fronts:**

.19 RAL 7016 – anthracite grey

.11 RAL 5010 – gentian blue

.16 RAL 7035 – light grey

.24 RAL 3004 – crimson red

- verso cabinets
- verso mobile
- verso cupboards
- verso benches
- verso accessories
- perfo
- CNC
- verso cabinets
- verso mobile
- verso cupboards
- verso benches
- verso accessories
- facilities
- cases
- seating

# verso - Cabinets





### **Fully Welded Housing**

With fully welded steel housings, verso cabinets are designed to withstand the rigours of industrial use. All are 550mm deep, with three widths and numerous height options to choose from.

### **Robust Drawers**

All standard fitment drawers are 75kg U.D.L. capacity, with 100% extension roller bearing slides for smooth operation and easy access.

### **Efficient Storage**

Drawer pans are all full height and available in 100mm, 125mm, and 175mm options. Small parts can be efficiently organised using plastic storage boxes, adjustable metal dividers or inlay mats.

### **Drawer Locking**

All verso cabinets are centrally lockable, models with drawer blocking mechanism are available on request.

### **Practical Work Surfaces**

30mm thick Multiplex or Lino worktops are available for all verso cabinets, as well as top trays with inlaid mats or lectern tops with built-in pen trays.

### **Wide Range of Accessories**

Individually kit out your verso cabinet, with a wide range of drawer dividers, shelves and worktops.

To ensure maximum stability all verso cabinets should be bolted to the floor.

## verso | Cabinets 525mm Wide x 550mm Deep

### 600mm High



A



B



C

Model	Drawers (Qty x Front Height mm) / Cupboard (Height mm)	Order Ref.
A	3x 175mm	16925003.19
B	1x 100mm, 2x 125mm, 1x 175mm	16925004.19
C	1x 125mm / 375mm cupboard with shelf	16925006.19

### 800mm High



D



E

Model	Drawers (Qty x Front Height mm) / Cupboard (Height mm)	Order Ref.
D	725mm cupboard with 2x shelves	16926038.19
E	2x 100mm / 500mm cupboard with shelf	16925016.19

### 800mm High



F



G



H

Model	Drawers (Qty x Front Height mm) / Cupboard (Height mm)	Order Ref.
F	2x 100mm, 3x 175mm	16925012.19
G	1x 100mm, 5x 125mm	16925014.19
H	6x 100mm, 1x 125mm	16925015.19

**900mm High**



I



J



K

Model	Drawers (Qty x Front Height mm) / Cupboard (Height mm)	Order Ref.
I	825mm cupboard with 2x shelves	16926047.19
J	1x 125mm, 1x 175mm / 500mm cupboard with shelf	16925037.19
K	1x 100mm, 3x 125mm, 2x 175mm	16925025.19

**900mm High**



L



M



N

Model	Drawers (Qty x Front Height mm) / Cupboard (Height mm)	Order Ref.
L	1x 125mm, 4x 175mm	16925017.19
M	4x 100mm, 2x 125mm, 1x 175mm	16925029.19
N	7x 100mm, 1x 125mm	16925033.19

**Housing:**

RAL 7035 – light grey

**Fronts:**

RAL 7016 – anthracite grey

RAL 5010 – gentian blue

RAL 7035 – light grey

RAL 3004 – crimson red

cupio  
cabinets

cupio  
mobile

cupio  
cupboards

cupio  
benches

cupio  
accessories

perfo

CNC

verso  
cabinets

verso  
mobile

verso  
cupboards

verso  
benches

verso  
accessories

facilities

cases

seating

verso | **Cabinets** 525mm Wide x 550mm Deep

1000mm High



O



P

Model	Drawers (Qty x Front Height mm) / Cupboard (Height mm)	Order Ref.
O	925mm cupboard with 2x shelves	16926059.19
P	1x 100mm, 1x 125mm, 1x 175mm / 500mm cupboard with shelf	16925061.19

1000mm High



Q



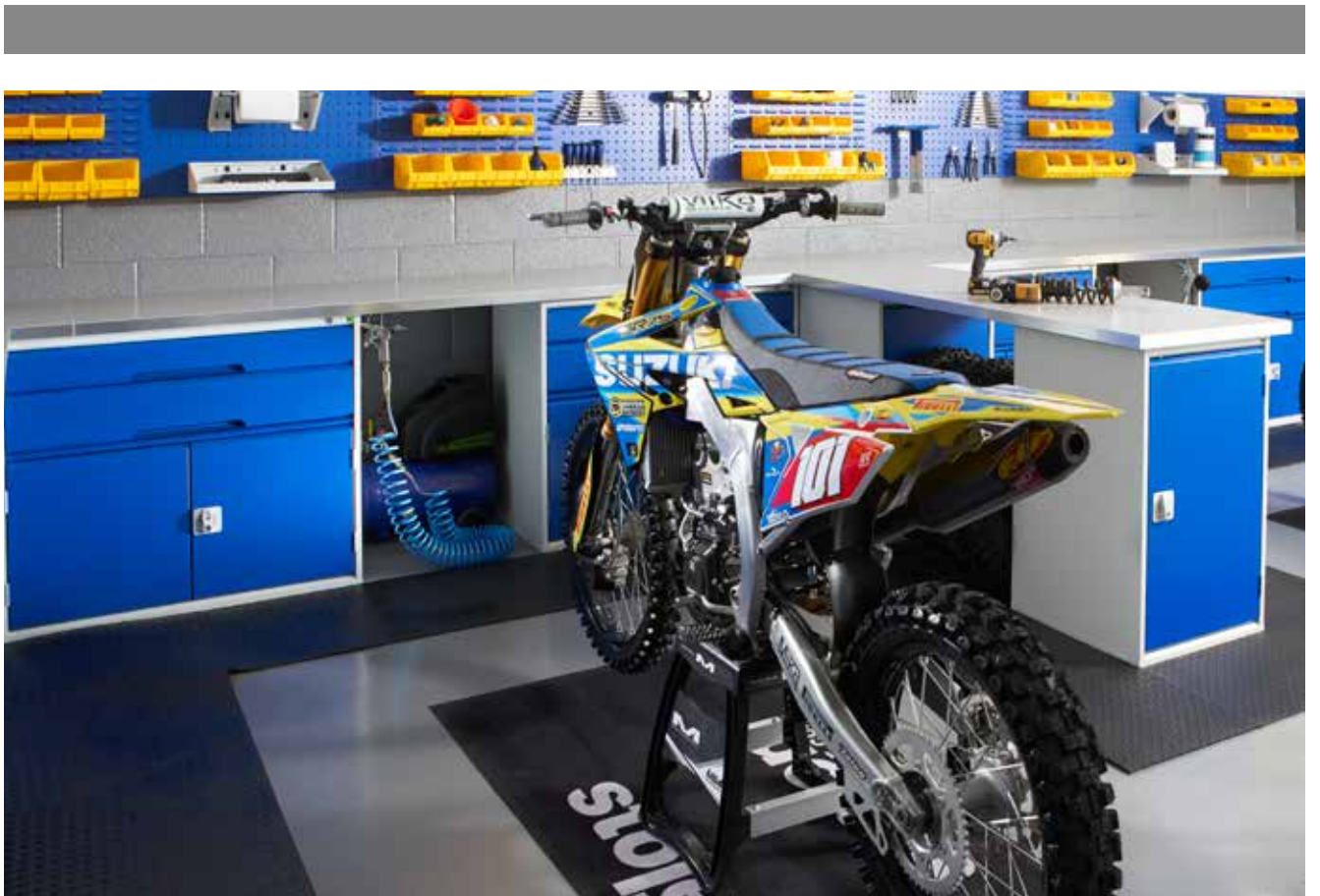
R



S

Model	Drawers (Qty x Front Height mm) / Cupboard (Height mm)	Order Ref.
Q	4x 100mm / 500mm cupboard with shelf	16925065.19
R	2x 100mm, 3x 125mm, 2x 175mm	16925049.19
S	8x 100mm, 1x 125mm	16925057.19





**Housing:**

RAL 7035 – light grey

**Fronts:**

.19 RAL 7016 – anthracite grey

.11 RAL 5010 – gentian blue

.16 RAL 7035 – light grey

.24 RAL 3004 – crimson red

- cupboards
- mobile
- cupboards
- benches
- accessories
- perfo
- CNC
- cupboards
- mobile
- cupboards
- benches
- accessories
- facilities
- cases
- seating

## verso | Cabinets 800mm Wide x 550mm Deep

### 600mm High



A



B



C

Model	Drawers (Qty x Front Height mm) / Cupboard (Height mm)	Order Ref.
A	3x 175mm	16925103.19
B	1x 100mm, 2x 125mm, 1x 175mm	16925104.19
C	1x 125mm / 375mm cupboard with shelf	16925106.19

### 800mm High



D



E

Model	Drawers (Qty x Front Height mm) / Cupboard (Height mm)	Order Ref.
D	725mm cupboard with 2x shelves	16926138.19
E	2x 100mm / 500mm cupboard with shelf	16925116.19

### 800mm High



F



G



H

Model	Drawers (Qty x Front Height mm) / Cupboard (Height mm)	Order Ref.
F	2x 100mm, 3x 175mm	16925112.19
G	1x 100mm, 5x 125mm	16925114.19
H	6x 100mm, 1x 125mm	16925115.19

**900mm High**



I



J



K

Model	Drawers (Qty x Front Height mm) / Cupboard (Height mm)	Order Ref.
I	825mm cupboard with 2x shelves	16926147.19
J	1x 125mm, 1x 175mm / 500mm cupboard with shelf	16925137.19
K	1x 100mm, 3x 125mm, 2x 175mm	16925125.19

**900mm High**



L



M



N

Model	Drawers (Qty x Front Height mm) / Cupboard (Height mm)	Order Ref.
L	1x 125mm, 4x 175mm	16925117.19
M	4x 100mm, 2x 125mm, 1x 175mm	16925129.19
N	7x 100mm, 1x 125mm	16925133.19

**Housing:**

RAL 7035 – light grey

**Fronts:**

RAL 7016 – anthracite grey

RAL 5010 – gentian blue

RAL 7035 – light grey

RAL 3004 – crimson red

cupio  
cabinets

cupio  
mobile

cupio  
cupboards

cupio  
benches

cupio  
accessories

perfo

CNC

verso  
cabinets

verso  
mobile

verso  
cupboards

verso  
benches

verso  
accessories

facilities

cases

seating

verso | **Cabinets** 800mm Wide x 550mm Deep

1000mm High



O



P

Model	Drawers (Qty x Front Height mm) / Cupboard (Height mm)	Order Ref.
O	925mm cupboard with 2x shelves	16926159.19
P	1x 100mm, 1x 125mm, 1x 175mm / 500mm cupboard with shelf	16925161.19

1000mm High



Q



R



S

Model	Drawers (Qty x Front Height mm) / Cupboard (Height mm)	Order Ref.
Q	4x 100mm / 500mm cupboard with shelf	16925165.19
R	2x 100mm, 3x 125mm, 2x 175mm	16925149.19
S	8x 100mm, 1x 125mm	16925157.19



**Housing:** RAL 7035 – light grey

**Fronts:** RAL 7016 – anthracite grey .19 RAL 5010 – gentian blue .11 RAL 7035 – light grey .16 RAL 3004 – crimson red .24

- cupboards
- benches
- accessories
- perfo
- CNC
- versob
- mobile
- cupboards
- benches
- accessories
- facilities
- cases
- seating

verso | **Cabinets** 1050mm Wide x 550mm Deep

800mm High



A



B

Model	Drawers (Qty x Front Height mm) / Cupboard (Height mm)	Order Ref.
A	725mm cupboard with 2x shelves	16926238.19
B	2x 100mm / 500mm cupboard with shelf / 500mm cupboard with shelf	16925216.19

800mm High



C



D



E

Model	Drawers (Qty x Front Height mm) / Cupboard (Height mm)	Order Ref.
C	2x 100mm, 3x 175mm	16925212.19
D	1x 100mm, 5x 125mm	16925214.19
E	6x 100mm, 1x 125mm	16925215.19

**900mm High**



F



G



H

Model	Drawers (Qty x Front Height mm) / Cupboard (Height mm)	Order Ref.
F	825mm cupboard with 2x shelves	16926247.19
G	1x 125mm, 1x 175mm / 500mm cupboard with shelf	16925237.19
H	1x 100mm, 3x 125mm, 2x 175mm	16925225.19

**900mm High**



I



J




K

Model	Drawers (Qty x Front Height mm) / Cupboard (Height mm)	Order Ref.
I	1x 125mm, 4x 175mm	16925217.19
J	4x 100mm, 2x 125mm, 1x 175mm	16925229.19
K	7x 100mm, 1x 125mm	16925233.19


**Housing:**

RAL 7035 – light grey

**Fronts:**

 .19 RAL 7016 – anthracite grey

 .11 RAL 5010 – gentian blue

 .16 RAL 7035 – light grey

 .24 RAL 3004 – crimson red

cupio  
cabinets

cupio  
mobile

cupio  
cupboards

cupio  
benches

cupio  
accessories

perfo

CNC

verso  
cabinets

verso  
mobile

verso  
cupboards

verso  
benches

verso  
accessories

facilities

cases

seating

verso | **Cabinets** 1050mm Wide x 550mm Deep

1000mm High



L



M

Model	Drawers (Qty x Front Height mm) / Cupboard (Height mm)	Order Ref.
L	925mm cupboard with 2x shelves	16926259.19
M	1x 100mm, 1x 125mm, 1x 175mm / 500mm cupboard with shelf	16925261.19

1000mm High



N



O



P

Model	Drawers (Qty x Front Height mm) / Cupboard (Height mm)	Order Ref.
N	4x 100mm / 500mm cupboard with shelf	16925265.19
O	2x 100mm, 3x 125mm, 2x 175mm	16925249.19
P	8x 100mm, 1x 125mm	16925257.19





- cupboards
- mobile
- cupboards
- benches
- accessories
- perfo
- CNC
- cupboards
- mobile
- cupboards
- benches
- accessories
- facilities
- cases
- seating

**Mobile**

See pages 242 - 251

**Dividers**

See pages 290 - 292

**Accessories**

See page 293 - 297

<b>Housing:</b>	<b>Fronts:</b>				
RAL 7035 – light grey	RAL 7016 – anthracite grey	RAL 5010 – gentian blue	RAL 7035 – light grey	RAL 3004 – crimson red	

# verso - Mobile





### Fully Welded Housing

With fully welded steel construction and push-pull handles, verso cabinets are designed to withstand the rigours of industrial use. Featuring 125mm diameter rubber tyred castors, with 2 fixed, 2 swivel & brake mechanism.

### Robust Drawers

For verso mobile, all standard fitment drawers are 50kg U.D.L. capacity, with 100% extension roller bearing slides for smooth operation and easy access.

### Efficient Storage

Drawer pans are all full height and available in 100mm, 125mm, and 175mm options. Small parts can be efficiently organised using plastic storage boxes, adjustable metal dividers and inlay mats.

### Drawer Locking & Blocking

Mobile verso cabinets are centrally lockable, with integrated drawer blocking mechanism as standard, so that only one drawer can be opened at any time.

### Practical Work Surfaces

30mm thick Multiplex or Lino worktops are supplied as standard for all verso mobile cabinets, or choose top trays with inlaid mats.

### Wide Range of Accessories

A wide range of drawer divider kits, shelves, worktops and top trays are available to kit out your mobile verso unit.

- verso cabinets
- verso mobile
- verso cupboards
- verso benches
- verso accessories
- perfo
- CNC
- verso cabinets
- verso mobile
- verso cupboards
- verso benches
- verso accessories
- facilities
- cases
- seating

**Mobile Cabinets**

- Welded steel construction with push - pull handles
- 50 Kg U.D.L. capacity, 100% extension drawers
- Drawer blocking to prevent accidental opening
- 980mm high with 30mm multiplex or lino worktops
- 965mm high with top tray & inlaid mat
- 600mm deep with worktops, 550mm deep with top tray
- 125mm diameter castor set, 2 with brake



**Mpx**

30mm thick laminated beech ply.  
A tough general duty top suitable for most workplace applications.  
600mm deep.



**Lino**

30mm thick with grey lino surface.  
Easy clean with good surface resistance to water, oils, and chemicals. Ideal for assembly and storage areas.  
600mm deep.



**Top Tray & Mat**

Metal top tray with 3 raised sides to prevent accidental roll off of items.  
Inlaid is a ribbed rubber mat.  
Increases height by 15mm. Supplied in RAL7035 light grey only.



Cabinets

See pages 228 - 241



Dividers

See pages 290 - 292



Accessories

See page 293 - 297

## 800mm Wide Mobile Cabinets



**A**



**B**

Model	Drawers (Qty x Front Height mm)	Mpx Worktop	Lino Worktop	Top Tray & Mat
		Order Ref.	Order Ref.	Order Ref.
A	2x 100, 3x 175	16927001.19	16927000.19	16927002.19
B	6x 100, 1x 125	16927007.19	16927006.19	16927008.19



**C**



**D**

Model	Drawers (Qty x Front Height mm)	Mpx Worktop	Lino Worktop	Top Tray & Mat
		Order Ref.	Order Ref.	Order Ref.
C	3x 100, 2x 125, 1x 175	16927004.19	16927003.19	16927005.19
D	2x 100, 500 cupboard	16927010.19	16927009.19	16927011.19

**Housing:**

RAL 7035 – light grey

**Fronts:**

RAL 7016 – anthracite grey

RAL 5010 – gentian blue

RAL 7035 – light grey

RAL 3004 – crimson red

cupio  
cabinets

cupio  
mobile

cupio  
cupboards

cupio  
benches

cupio  
accessories

perfo

CNC

verso  
cabinets

verso  
mobile

verso  
cupboards

verso  
benches

verso  
accessories

facilities

cases

seating

1050mm Wide Mobile Cabinets



**A**



**B**

Model	Drawers (Qty x Front Height mm)	Mpx Worktop	Lino Worktop	Top Tray & Mat
		Order Ref.	Order Ref.	Order Ref.
A	2x 100, 3x 175	16927051.19	16927050.19	16927052.19
B	6x 100, 1x 125	16927057.19	16927056.19	16927058.19



**C**



**D**

Model	Drawers (Qty x Front Height mm)	Mpx Worktop	Lino Worktop	Top Tray & Mat
		Order Ref.	Order Ref.	Order Ref.
C	3x 100, 2x 125, 1x 175	16927054.19	16927053.19	16927055.19
D	2x 100, 500 cupboard	16927060.19	16927059.19	16927061.19

# verso | **Mobile** Mobile Cupboards

## Mobile cupboards

- Welded steel construction with push - pull handles
- Double, lockable, doors
- Adjustable height, galvanised steel shelf with 75kg U.D.L capacity
- 980mm high with 30mm multiplex or lino worktops
- 965mm high with top tray & inlaid mat
- 600mm deep with worktops, 550mm deep with top tray
- 125mm diameter castor set, 2 with brake



Model	Cupboard	Mpx Worktop	Lino Worktop	Top Tray & Mat
		Order Ref.	Order Ref.	Order Ref.
800	Full width cupboard with 1x shelf	16927013.19	16927012.19	16927014.19
1050	Full width cupboard with 1x shelf	16927063.19	16927062.19	16927064.19

### Housing:

RAL 7035 – light grey

### Fronts:

RAL 7016 – anthracite grey .19

RAL 5010 – gentian blue .11

RAL 7035 – light grey .16

RAL 3004 – crimson red .24

cupio  
cabinets

cupio  
mobile

cupio  
cupboards

cupio  
benches

cupio  
accessories

perfo

CNC

verso  
cabinets

verso  
mobile

verso  
cupboards

verso  
benches

verso  
accessories

facilities

cases

seating

# verso | Mobile Maintenance Trolleys

## Maintenance Trolleys

- Welded steel construction
- Lockable cupboards have adjustable height, galvanised steel shelf
- Shelf capacity is 75kg U.D.L
- 50 Kg U.D.L. capacity, 100% extension drawers
- Drawer blocking to prevent accidental opening
- Push - pull handles
- 125mm diameter castor set, 2 with brake
- Maximum combined load capacity 200kg
- 1050mm wide, drawer and cupboard sections are equivalent to the 525 wide models
- 980mm high x 600mm deep with 30mm worktops
- 965mm high x 550mm deep with top tray & inlaid mat




### Mpx

30mm thick laminated beech ply. A tough general duty top suitable for most workplace applications. 600mm deep.



### Lino

30mm thick with grey lino surface. Easy clean with good surface resistance to water, oils, and chemicals. Ideal for assembly and storage areas. 600mm deep.



### Top Tray & Mat

Metal top tray with 3 raised sides to prevent accidental roll off of items. Inlaid is a ribbed rubber mat. Increases height by 15mm. Supplied in RAL7035 light grey only.

## Maintenance Trolleys 1050mm Wide



Drawers / Cupboard	Worktop	Order Ref.
2x 725mm cupboards each with 1x shelf	Mpx	16927141.19
	Lino	16927140.19
	Top Tray	16927142.19



## Maintenance Trolleys 1050mm Wide



**A**



**B**

Model	Drawers (Qty x Front Height mm) / Cupboard (Height mm)	Mpx Worktop	Lino Worktop	Top Tray & Mat
		Order Ref.	Order Ref.	Order Ref.
A	2x 100mm, 3x 175mm drawers / 1x 725mm cupboard with shelf	16927121.19	16927120.19	16927122.19
B	3x 100mm, 2x 125mm, 1x 175mm drawers / 1x 725mm cupboard with shelf	16927124.19	16927123.19	16927125.19



**C**



**D**

Model	Drawers (Qty x Front Height mm) / Cupboard (Height mm)	Mpx Worktop	Lino Worktop	Top Tray & Mat
		Order Ref.	Order Ref.	Order Ref.
C	6x 100mm, 1x 125mm drawers / 1x 725mm cupboard with shelf	16927127.19	16927126.19	16927128.19
D	4x 100mm, 6x 175mm drawers	16927101.19	16927100.19	16927102.19

**Housing:**

RAL 7035 – light grey

**Fronts:**

RAL 7016 – anthracite grey

RAL 5010 – gentian blue

RAL 7035 – light grey

RAL 3004 – crimson red

cupio  
cabinets

cupio  
mobile

cupio  
cupboards

cupio  
benches

cupio  
accessories

perfo

CNC

verso  
cabinets

verso  
mobile

verso  
cupboards

verso  
benches

verso  
accessories

facilities

cases

seating

# verso | Mobile Maintenance Trolleys

## Maintenance Trolleys 1300mm Wide

- Welded steel construction
- Lockable cupboards have adjustable height, galvanised steel shelf
- Shelf capacity is 75kg U.D.L
- 50 Kg U.D.L. capacity, 100% extension drawers
- Drawer blocking to prevent accidental opening
- Push - pull handles
- 125mm diameter castor set, 2 with brake
- Maximum combined load capacity 200kg
- 1300mm wide, drawer and cupboard sections are equivalent to the 800 / 525mm wide models
- 980mm high x 600mm deep with 30mm worktops
- 965mm high x 550mm deep with top tray & inlaid mat



**A**

Model	Drawers / Cupboard	Worktop	Order Ref.
A	2x 100mm, 3x 175mm drawers 1x 725mm cupboard with shelf	Mpx	16927151.19
		Lino	16927150.19
		Top Tray	16927152.19



**B**



**C**

Model	Drawers (Qty x Front Height mm) / Cupboard (Height mm)	Mpx Worktop	Lino Worktop	Top Tray & Mat
		Order Ref.	Order Ref.	Order Ref.
B	3x 100mm, 2x 125mm, 1x 175mm drawers / 1x 725mm cupboard with shelf	16927154.19	16927153.19	16927155.19
C	6x 100mm, 1x 125mm drawers / 1x 725mm cupboard with shelf	16927157.19	16927156.19	16927158.19



- cupio cabinets
- cupio mobile
- cupio cupboards
- cupio benches
- cupio accessories
- perfo
- CNC
- verso cabinets
- verso mobile
- verso cupboards
- verso benches
- verso accessories
- facilities
- cases
- seating

**Cabinets**

See pages 228 - 241

**Dividers**

See pages 290 - 292

**Accessories**

See page 293 - 297

**Housing:**

RAL 7035 – light grey

**Fronts:**

RAL 7016 – anthracite grey .19

RAL 5010 – gentian blue .11

RAL 7035 – light grey .16

RAL 3004 – crimson red .24

# verso - Cupboards





### Fully Welded Housing

With fully welded steel housings, verso cupboards are designed to withstand the rigours of industrial use. Choose from simple shelf cupboards and self-contained workshops, to compact lockable wall cupboards.

### Multiple Door Options

Choose from hinged, sliding, up/over roller shutter, window panel or ventilated door styles.

### Galvanised Steel Shelves

Durable scuff resistant shelves with 75kg U.D.L. capacity. Adjustable on a 25mm pitch.

### 75kg Internal Drawers

100mm, 125mm or 175mm high, roller bearing drawers; with 75kg U.D.L. capacity, 100% extension and full height drawer pans. Tough plastic boxes, adjustable metal dividers and inlay mats, allow for adaptable custom layouts.

### Internal Fittings & Accessories

A wide range of internal fittings and accessories are available to kit out verso cupboards; including perfo and louvre liner panels, hook, bin and divider kits, shelf dividers and Multiplex worktops.

To ensure maximum stability all verso cupboards should be bolted to the floor.

cupboards

mobile

cupboards

benches

accessories

perfo

CNC

cupboards

mobile

cupboards

benches

accessories

facilities

cases

seating

# verso | Cupboards Shelf Cupboards

## Shelf Cupboards

- Tough, welded steel construction
- Three point locking doors
- Galvanised shelves with 75kg U.D.L. capacity
- Choice of reinforced steel door in standard or ventilated style
- Ventilated doors aid drying and allow a quick visual stock check



### 525mm Wide x 350mm Deep

Height	Shelves	Plain Doors	Ventilated Doors
		Order Ref.	Order Ref.
800	2	16926008.19	16926710.19
900	2	16926011.19	16926711.19
1000	2	16926014.19	16926712.19
2000	4	16926019.19	16926713.19
Extra shelf for 525mm W x 350mm D			16926910.51

### 525mm Wide x 550mm Deep

Height	Shelves	Plain Doors	Ventilated Doors
		Order Ref.	Order Ref.
800	2	16926038.19	16926720.19
900	2	16926047.19	16926721.19
1000	2	16926059.19	16926722.19
2000	4	16926067.19	16926723.19
Extra shelf for 525mm W x 550mm D			16926912.51



## Shelf Cupboards

### 800mm Wide x 350mm Deep

Height	Shelves	Plain Doors	Ventilated Doors
		Order Ref.	Order Ref.
800	2	16926108.19	16926730.19
900	2	16926111.19	16926731.19
1000	2	16926114.19	16926732.19
2000	4	16926119.19	16926733.19
Extra shelf for 800mm W x 350mm D			16926913.51

### 800mm Wide x 550mm Deep

Height	Shelves	Plain Doors	Ventilated Doors
		Order Ref.	Order Ref.
800	2	16926138.19	16926740.19
900	2	16926147.19	16926741.19
1000	2	16926159.19	16926742.19
2000	4	16926167.19	16926743.19
Extra shelf for 800mm W x 550mm D			16926915.51

### 1050mm Wide x 350mm Deep

Height	Shelves	Plain Doors	Ventilated Doors
		Order Ref.	Order Ref.
800	2	16926208.19	16926750.19
900	2	16926211.19	16926751.19
1000	2	16926214.19	16926752.19
2000	4	16926219.19	16926753.19
Extra shelf for 1050mm W x 350mm D			16926916.51

### 1050mm Wide x 550mm Deep

Height	Shelves	Plain Doors	Ventilated Doors
		Order Ref.	Order Ref.
800	2	16926238.19	16926760.19
900	2	16926247.19	16926761.19
1000	2	16926259.19	16926762.19
2000	4	16926267.19	16926770.19
Extra shelf for 1050mm W x 550mm D			16926918.51



### 1300mm Wide x 550mm Deep

Height	Shelves	Plain Doors	Ventilated Doors
		Order Ref.	Order Ref.
800	2	16926621.19	16926780.19
900	2	16926631.19	16926781.19
1000	2	16926601.19	16926782.19
2000	4	16926653.19	16926783.19
Extra shelf for 1300mm W x 550mm D			16926927.51

**Housing:**

RAL 7035 – light grey

**Fronts:**

.19 RAL 7016 – anthracite grey

.11 RAL 5010 – gentian blue

.16 RAL 7035 – light grey

.24 RAL 3004 – crimson red

## verso | Cupboards Kitted Cupboards

### Kitted Cupboards

- Combined drawer and shelf storage
- Welded steel construction with reinforced doors
- Galvanised shelves with 75kg U.D.L. capacity
- Roller bearing drawers with 75kg U.D.L. capacity
- Divider kits available see page 290
- All models 550mm deep

#### Dividers



See pages 290 - 292

#### Accessories



See page 293 - 297



### 1000mm High Kitted Cupboards



A



B



C

Model	Height (mm)	Shelves	Drawers	800mm wide	1050mm wide	1300mm wide
				Order Ref.	Order Ref.	Order Ref.
A	1000	2	1x 125mm	16926452.19	16926552.19	16926604.19
B	1000	1	1x 100mm, 1x 125mm	16926453.19	16926553.19	16926605.19
C	1000	1	1x 100mm, 1x 125mm, 1x 175mm	16926454.19	16926554.19	16926607.19



## 2000mm High Kitted Cupboards



D



E



F



G

Model	Height (mm)	Shelves	Drawers	800mm wide	1050mm wide	1300mm wide
				Order Ref.	Order Ref.	Order Ref.
D	2000	4	2x 125mm	16926455.19	16926574.19	16926654.19
E	2000	4	1x 100mm, 1x 125mm, 1x 175mm	16926456.19	16926575.19	16926655.19
F	2000	3	1x 100mm, 2x 125mm, 1x 175mm	16926457.19	16926576.19	16926656.19
G	2000	3	2x 100mm, 4x 125mm, 2x 175mm	16926458.19	16926577.19	16926657.19

**Housing:**

RAL 7035 – light grey

**Fronts:**

RAL 7016 – anthracite grey

RAL 5010 – gentian blue

RAL 7035 – light grey

RAL 3004 – crimson red

- cupio cabinets
- cupio mobile
- cupio cupboards
- cupio benches
- cupio accessories
- perfo
- CNC
- verso cabinets
- verso mobile
- verso cupboards
- verso benches
- verso accessories
- facilities
- cases
- seating

## verso | Cupboards Mini Workshops

### Mini Workshops 1050mm Wide

- Ideal as a standalone maintenance, quality or tool setting station remote from the main area
- Welded steel construction with reinforced doors
- Galvanised shelves with 75kg U.D.L. capacity
- Multiplex wooden worktop
- Roller bearing drawers with 75kg U.D.L. capacity
- Internal panels in perfo and louvre styles
- Optional hook, bin and divider kits
- 1300 / 1050mm Wide x 550mm deep x 2000mm high

Tools and accessories shown are not included.

Model Shown with optional hook and bin kits.



Model	Shelves	Drawers	Panels	Worktop	Order Ref.
A	-	4x 125mm, 2x 175mm	1x perfo, 1x louvre	1	16926573.19
	1	1x 100mm, 1x 125mm, 1x 175mm	1x perfo, 1x louvre	1	16926572.19
B	1	2x 125mm	1x perfo, 1x louvre	1	16926571.19
C	2	1x 175mm	1x perfo, 1x louvre	1	16926570.19

## Mini Workshops 1300mm Wide



**D**



**E**



**F**



**G**

Model	Shelves	Drawers	Panels	Worktop	Order Ref.
D	-	4x 125mm, 2x 175mm	1x perfo, 1x louvre	1	16926595.19
E	1	1x 100mm, 1x 125mm, 1x 175mm	1x perfo, 1x louvre	1	16926594.19
F	1	2x 125mm	1x perfo, 1x louvre	1	16926593.19
G	2	1x 175mm	1x perfo, 1x louvre	1	16926592.19

**Housing:**

RAL 7035 – light grey

**Fronts:**

RAL 7016 – anthracite grey .19

RAL 5010 – gentian blue .11

RAL 7035 – light grey .16

RAL 3004 – crimson red .24

- cupio cabinets
- cupio mobile
- cupio cupboards
- cupio benches
- cupio accessories
- perfo
- CNC
- verso cabinets
- verso mobile
- verso cupboards
- verso benches
- verso accessories
- facilities
- cases
- seating

# verso | Cupboards Bin Cupboards

## Bin Cupboards

- Three point locking, reinforced doors
- Galvanised shelves with 75kg U.D.L capacity
- Complete with bins in the colours shown

- Bin Sizes - (W x D x H mm)
- No.3 - 145 x 240 x 125, No.5 - 303 x 485 x 190

### 800mm W x 350mm D x 1000mm H




Bins	Shelves	Order Ref.
20 x No. 3	4	16926400.19

### 1050mm W x 350mm D x 1000mm H




Bins	Shelves	Order Ref.
30 x No. 3	4	16926500.19

### 800mm W x 350mm D x 2000mm H



Bins	Shelves	Order Ref.
44 x No. 3	10	16926401.19

### 1050mm W x 350mm D x 2000mm H



Bins	Shelves	Order Ref.
66 x No. 3	10	16926501.19

800mm W x 550mm D x 1000mm H      1050mm W x 550mm D x 1000mm H



Bins	Shelves	Order Ref.
8 x No. 5	3	16926450.19



Bins	Shelves	Order Ref.
12 x No. 5	3	16926550.19

800mm W x 550mm D x 2000mm H



Bins	Shelves	Order Ref.
14 x No. 5	6	16926451.19

1050mm W x 550mm D x 2000mm H



Bins	Shelves	Order Ref.
21 x No. 5	6	16926551.19

**Housing:**

RAL 7035 – light grey

**Fronts:**

.19 RAL 7016 – anthracite grey

.11 RAL 5010 – gentian blue

.16 RAL 7035 – light grey

.24 RAL 3004 – crimson red

- cubio cabinets
- cubio mobile
- cubio cupboards
- cubio benches
- cubio accessories
- perfo
- CNC
- verso cabinets
- verso mobile
- verso cupboards
- verso benches
- verso accessories
- facilities
- cases
- seating

## verso | Cupboards Compartment Cupboards

### Compartment Cupboards

- Lockable steel cupboards complete with compartment dividers
- Ideal for mailrooms, stores and document storage
- Compartments are 235mm wide x 310mm deep x 100mm high
- Three point locking, reinforced doors
- 75kg U.D.L capacity per shelf



**A**



**B**



**C**



**D**

Model	Width (mm)	Depth (mm)	Height (mm)	Compartments	Order Ref.
A	800	350	1000	21	16926410.19
B	1050	350	1000	28	16926411.19
C	800	350	2000	45	16926510.19
D	1050	350	2000	60	16926511.19

# verso | Cupboards bottBox kits

## bottBox Cupboards

- Lockable steel cupboards complete with bottBox kits
- Ideal for mailrooms, stores and document storage
- Three point locking, reinforced doors
- 75kg U.D.L capacity per shelf
- For more bottBox information see page 180



Model	Width (mm)	Depth (mm)	Height (mm)	Shelves	bottBoxes	bottBox size (WxDxH) x Quantity	Order Ref.
A	800	350	1000	3	20	M3 (130 x 298 x 165) (x20)	16926404.19
B	800	550	1000	3	12	M4X (130 x 451 x 165) (x4), L4X (264 x 451 x 165) (x8)	16926460.19
C	1050	350	1000	3	28	M3 (130 x 298 x 165) (x28)	16926506.19
D	1050	550	1000	3	16	M4X (130 x 451 x 165) (x4), L4X (264 x 451 x 165) (x12)	16926559.19
E	800	350	2000	8	45	M3 (130 x 298 x 165) (x45)	16926405.19
F	800	550	2000	8	27	M4X - (130 x 451 x 165) (x9), L4X (264 x 451 x 165) (x18)	16926461.19
G	1050	350	2000	8	63	M3 (130 x 298 x 165) (x63)	16926507.19
H	1050	550	2000	8	36	M4X (130 x 451 x 165) (x9), L4X (264 x 451 x 165) (x27)	16926588.19

**Housing:** RAL 7035 – light grey .19 .11 RAL 7035 – light grey .16 .24

**Fronts:** RAL 7016 – anthracite grey RAL 5010 – gentian blue RAL 7035 – light grey RAL 3004 – crimson red

- cuprio cabinets
- cuprio mobile
- cuprio cupboards
- cuprio benches
- cuprio accessories
- perfo
- CNC
- verso cabinets
- verso mobile
- verso cupboards
- verso benches
- verso accessories
- facilities
- cases
- seating

## verso | Cupboards Window Door

### Window Door Cupboards

- Robust, welded steel housing
- Galvanised steel shelves with 75kg U.D.L. capacity
- 3 point locking doors with perspex windows
- Easy visual stock / tool check promotes good working practices



#### 525mm Wide x 350mm Deep

Height (mm)	Shelves	Order Ref.
800	2	16926070.19
900	2	16926071.19
1000	2	16926072.19
2000	4	16926073.19
extra shelf 525 x 350		16926910.51

#### 1050mm Wide x 350mm Deep

Height (mm)	Shelves	Order Ref.
800	2	16926270.19
900	2	16926271.19
1000	2	16926272.19
2000	4	16926273.19
extra shelf 1050 x 350		16926916.51



#### 525mm Wide x 550mm Deep

Height (mm)	Shelves	Order Ref.
800	2	16926074.19
900	2	16926075.19
1000	2	16926076.19
2000	4	16926077.19
extra shelf 525 x 550		16926912.51

#### 1050mm Wide x 550mm Deep

Height (mm)	Shelves	Order Ref.
800	2	16926274.19
900	2	16926275.19
1000	2	16926276.19
2000	4	16926277.19
extra shelf 1050 x 550		16926918.51

#### 1300mm Wide x 550mm Deep

Height (mm)	Shelves	Order Ref.
800	2	16926660.19
900	2	16926661.19
1000	2	16926662.19
2000	4	16926663.19
extra shelf 1300 x 550		16926927.51





## verso | Cupboards Roller Shutter Cupboards / Economy Wall Cupboards

### Roller Shutter Door

- Tough, welded steel housing
- Space saving roller shutter door ideal for narrow aisles and gangways
- Galvanised steel shelves adjustable on 25mm vertical pitch
- Durable, rigid pastic door in light grey only
- 75kg U.D.L. capacity per shelf

Accessories shown are not included. Roller shutter doors are supplied in light grey plastic only.



Height (mm)	Width (mm)	Depth (mm)	Shelves	Order Ref.
2000	1050	550	3	16926700.16
Extra shelf				16926925.51

### Economy Wall Cupboards

- Three point locking, reinforced doors
- Roller bearing drawers with 10kg U.D.L. capacity
- Galvanised shelves adjustable on 75mm pitch
- 35kg U.D.L. capacity per shelf
- 525mm or 800mm wide
- 600mm high x 350mm deep



Width	Drawers	Shelves	Order Ref
525	/	1	16929001.19
525	/	2	16929002.19
525	1	2	16929003.19

Width	Drawers	Shelves	Order Ref
800	/	1	16929101.19
800	/	2	16929102.19
800	1	2	16929103.19

# verso | Cupboards Wall Cupboards

## Wall Cupboards

- Three point locking doors (double doors on 800 / 1050mm Wide models, single door on 525mm wide versions)
- Galvanised steel shelves, adjustable on 25mm pitch with 75kg U.D.L. capacity per shelf
- All models 350mm deep



### 525mm Wide



Height	Shelves	Order Ref.
600	1	16926002.19
800	2	16926008.19
900	2	16926011.19

### 800mm Wide



Height	Shelves	Order Ref.
600	1	16926102.19
800	2	16926108.19
900	2	16926111.19

### 1050mm Wide



Height	Shelves	Order Ref.
600	1	16926202.19
800	2	16926208.19
900	2	16926211.19

#### Housing:

RAL 7035 – light grey

#### Fronts:

RAL 7016 – anthracite grey

RAL 5010 – gentian blue

RAL 7035 – light grey

RAL 3004 – crimson red

cupio  
cabinets

cupio  
mobile

cupio  
cupboards

cupio  
benches

cupio  
accessories

perfo

CNC

verso  
cabinets

verso  
mobile

verso  
cupboards

verso  
benches

verso  
accessories

facilities

cases

seating

# verso - Benches





## Robust Construction

With robust construction and up to 600kg U.D.L total capacity, verso benches are strong, reliable and built to last. Choose from framework, cantilever, pedestal, storage or welded styles.

## Worktop Options

30mm worktops are used on framework, storage and pedestal benches and 20mm on welded and cantilever styles. Choose from Multiplex, Lino or ESD Laminate. MFC Laminate is also available for cantilever benches.

## Ergonomic Working

Many verso bench styles offer fixed or height adjustable options and mobile alternatives are available for framework, workstand and welded styles. Rear and overhead frame kits can be used to create efficient and ergonomic workstations; including, swivel arms, storage panels, adjustable shelves, service ducts and lighting.

## Wide Range of Accessories

Create custom configurations by combining verso bench systems with our wide range of accessories including; backpanels, drawer dividers and hook and bin kits.

To ensure maximum stability all static verso benches should be bolted to the floor.

- verso cabinets
- verso mobile
- verso cupboards
- verso benches
- verso accessories
- perfo
- CNC
- verso cabinets
- verso mobile
- verso cupboards
- verso benches
- verso accessories
- facilities
- cases
- seating


**Multiplex (Mpx)**



30mm, resin bonded, layered hardwood beech ply with cross laminated construction.

A tough general duty worktop suitable for most applications.


**Lino**



30mm overall with a 28mm particle board core and a 2mm grey linoleum surface and a durable plastic edgbanding.

An easy clean top with good surface resistance to water, oils, acids and chemicals. Ideal for office, assembly and storage areas.


**MFC Laminate**



20mm with particle board core, with MFC laminate surface and plastic edgbanding.

An easy clean top with high abrasion resistance and excellent surface resistance to water, oils and weak chemicals. For cantilever benches only.

**ESD Laminate**



30mm conductive particle board core with conductive laminate surface and ABS antistatic edges.

An easy clean top with high abrasion resistance and excellent surface resistance to water, oils, weak chemicals.



# verso | Benches Welded Benches

- verso cabinets
- verso mobile
- verso cupboards
- verso benches
- verso accessories
- perfo
- CNC
- verso cabinets
- verso mobile
- verso cupboards
- verso benches
- verso accessories
- facilities
- cases
- seating

## Welded Benches

- Heavy duty steel framework with rear upstand
- Full depth steel base shelf
- Mobile models have 125mm diameter castors
- Steel top models 910mm high
- Mpx top models 930mm high
- All models 600mm deep
- Benches supplied assembled, drawers or cupboards will require fitting to the bench.



## Basic Bench

Length	Type	Worktop	
		Steel Order Ref.	Multiplex Order Ref.
1000	Static	16922502.16	16922503.16
1000	Mobile	16922700.16	16922701.16
1500	Static	16922506.16	16922507.16



## Bench with Cupboard



Model shown static 1500mm with mpx top.  
Cupboard: 600mm high x 525mm wide x 550mm deep with 1x adjustable shelf (75kg U.D.L. capacity)

Length	Type	Worktop	
		Steel Order Ref.	Multiplex Order Ref.
1000	Static	16922602.19	16922603.19
1000	Mobile	16922802.19	16922803.19
1500	Static	16922606.19	16922607.19

## Bench with Drawer



Model shown static 1500mm with steel top.  
Drawer: 250mm high x 525mm wide x 550mm deep (75kg U.D.L. capacity)

Length	Type	Worktop	
		Steel Order Ref.	Multiplex Order Ref.
1000	Static	16922600.19	16922601.19
1000	Mobile	16922800.19	16922801.19
1500	Static	16922604.19	16922605.19

### Housing:

RAL 7035 – light grey

### Fronts:

RAL 7016 – anthracite grey

RAL 5010 – gentian blue


RAL 7035 – light grey

RAL 3004 – crimson red

## verso | Benches Framework Benches

### Framework Benches

- Robust steel section framework
- 30mm worktops
- Mobile model has 125mm diameter castors
- Optional storage units available - see page 277
- Static models are compatible with the rear frame system
- Comprehensive self assembly instructions included



### Basic Workstands 700mm Wide x 600mm Deep

Length	Depth	Height	Type	Worktop	
				Multiplex	Lino
				Order Ref.	Order Ref.
700	600	780 - 930	Static	16921500.16	16921501.16
700	600	930	Mobile	16922100.16	16922101.16





## Basic Bench, 780 - 930mm Adjustable height



Length	Depth	Worktop		
		Multiplex	Lino	ESD Laminate
		Order Ref.	Order Ref.	Order Ref.
1500	600	16921504.16	16921505.16	16921520.16
1500	800	16921512.16	16921513.16	16921522.16
2000	600	16921506.16	16921507.16	16921521.16
2000	800	16921514.16	16921515.16	16921523.16

## Bench with Full Depth Shelf, 780 - 930mm Adjustable height



Length	Depth	Worktop		
		Multiplex	Lino	ESD Laminate
		Order Ref.	Order Ref.	Order Ref.
1500	600	16922002.16	16922003.16	16922009.16
1500	800	16922022.16	16922023.16	16922029.16
2000	600	16922006.16	16922007.16	16922011.16
2000	800	16922026.16	16922027.16	16922031.16

## Mobile Bench, 930mm High



Length	Depth	Worktop	
		Multiplex	Lino
		Order Ref.	Order Ref.
1000	600	16922102.16	16922103.16
1000	800	16922110.16	16922111.16
1500	600	16922104.16	16922105.16
1500	800	16922112.16	16922113.16

The base shelf may be used as a tray as shown or inverted to give a flat shelf.

### Housing:

RAL 7035 – light grey

### Fronts:

RAL 7016 – anthracite grey

RAL 5010 – gentian blue

RAL 7035 – light grey

RAL 3004 – crimson red

## verso | Benches Framework Benches with Suspended Cabinets

### Storage Workstands 700mm Wide x 600mm Deep




Model	Type	Cabinet W x D x H	Drawers	Mpx worktop	Lino worktop
				Order Ref.	Order Ref.
A	Static	525 x 550 x 250	1x 175	16921600.19	16921601.19
	Mobile	525 x 550 x 250	1x 175	16922200.19	16922201.19
B	Static	525 x 550 x 450	3x 125	16921602.19	16921603.19
	Static	525 x 550 x 600	525mm cupboard with shelf	16921614.19	16921615.19
C	Mobile	525 x 550 x 600	525mm cupboard with shelf	16922202.19	16922203.19

### Framework Bench with Cabinet



Width x Depth x Height (mm)	Cabinet W x D x H	Drawers	Mpx worktop	Lino worktop
			Order Ref.	Order Ref.
1500 x 600 x 780 - 930	525 x 550 x 250	1x 175	16921650.19	16921651.19
1500 x 800 x 780 - 930	525 x 550 x 250	1x 175	16921670.19	16921671.19
2000 x 600 x 780 - 930	525 x 550 x 250	1x 175	16921700.19	16921701.19
2000 x 800 x 780 - 930	525 x 550 x 250	1x 175	16921720.19	16921721.19

## Framework Bench with Cabinet



Width x Depth x Height (mm)	Cabinet W x D x H	Drawers	Mpx worktop	Lino worktop
			Order Ref.	Order Ref.
1500 x 600 x 780 - 930	525 x 550 x 450	3x 125	16921652.19	16921653.19
1500 x 800 x 780 - 930	525 x 550 x 450	3x 125	16921672.19	16921673.19
2000 x 600 x 780 - 930	525 x 550 x 450	3x 125	16921702.19	16921703.19
2000 x 800 x 780 - 930	525 x 550 x 450	3x 125	16921722.19	16921723.19

## Framework Bench with Cupboard



Width x Depth x Height (mm)	Cabinet W x D x H	Cupboard	Mpx worktop	Lino worktop
			Order Ref.	Order Ref.
1500 x 600 x 780 - 930	525 x 550 x 600	525mm cupboard with shelf	16921664.19	16921665.19
1500 x 800 x 780 - 930	525 x 550 x 600	525mm cupboard with shelf	16921684.19	16921685.19
2000 x 600 x 780 - 930	525 x 550 x 600	525mm cupboard with shelf	16921714.19	16921715.19
2000 x 800 x 780 - 930	525 x 550 x 600	525mm cupboard with shelf	16921734.19	16921735.19

### Housing:

RAL 7035 – light grey

### Fronts:

RAL 7016 – anthracite grey

RAL 5010 – gentian blue

RAL 7035 – light grey

RAL 3004 – crimson red

cupio  
cabinets

cupio  
mobile

cupio  
cupboards

cupio  
benches

cupio  
accessories

perfo

CNC

verso  
cabinets

verso  
mobile

verso  
cupboards

verso  
benches

verso  
accessories

facilities


cases

seating

## verso | Benches Cantilever Benches

### Cantilever Benches

- For assembly and office areas
- 20mm worktops
- Robust steel framework with clear front access
- Add on cabinets as required
- Comprehensive self assembly instructions included



### 780mm High Benches

### 930mm High Benches



Length	Depth	Worktop	Order Ref.
1500	600	Mpx	16922304.16
1500	800	Mpx	16922324.16
2000	600	Mpx	16922308.16
2000	800	Mpx	16922328.16
1500	600	Mfc	16922305.16
1500	800	Mfc	16922325.16
2000	600	Mfc	16922309.16
2000	800	Mfc	16922329.16

Length	Depth	Worktop	Order Ref.
1500	600	Mpx	16922306.16
1500	800	Mpx	16922326.16
2000	600	Mpx	16922310.16
2000	800	Mpx	16922330.16
1500	600	Mfc	16922307.16
1500	800	Mfc	16922327.16
2000	600	Mfc	16922311.16
2000	800	Mfc	16922331.16


# verso | Benches Suspended Cabinets

## Suspended Cabinets

Under Bench Storage Units suitable for framework and cantilever benches mounting directly to the frame.

- Central locking drawers, lockable cupboards
- Roller bearing drawers with 75kg U.D.L. capacity and 100% extension slides
- Optional divider kits available - see page 290

1500 benches can use 2x 525w or 1x 800w cabinets,  
2000 benches accept 3x 525w or 2x 800w cabinets.



Model	Width	Depth	Height	Configuration	Order Ref.
A	525	550	250	1x 175mm drawer	16925000.19
B	525	550	450	3x 125mm drawers	16925001.19
C	525	550	600	1x 100mm, 2x 125mm, 1x 175mm drawers	16925004.19
D	525	550	600	3x 175mm drawers	16925003.19
E	525	550	450	375mm door, 1x shelf	16926030.19
F	525	550	600	525mm door, 1x shelf	16926032.19
G	525	550	600	1x 125mm drawer, 375mm door, 1x shelf	16925006.19
H	800	550	600	1x 125mm drawer, 375mm door, 1x shelf	16925106.19
I	800	550	600	1x 100mm, 2x 125mm, 1x 175mm drawers	16925104.19
J	800	550	600	3x 175mm drawers	16925103.19

**Housing:**

RAL 7035 – light grey

**Fronts:**

.19 RAL 7016 – anthracite grey

.11 RAL 5010 – gentian blue

.16 RAL 7035 – light grey

.24 RAL 3004 – crimson red

verso  
cubio  
cabinets

verso  
cubio  
mobile

verso  
cubio  
cupboards

verso  
cubio  
benches

verso  
cubio  
accessories

verso  
perfo

verso  
CNC

verso  
cabinets

verso  
mobile

verso  
cupboards

verso  
benches

verso  
accessories

verso  
facilities

verso  
cases


verso  
seating

# verso | Benches Pedestal Benches

## Pedestal Benches

- Up to 300kg U.D.L. capacity
- Central locking drawers and lockable cupboards
- Roller bearing drawers with 75kg U.D.L. capacity and 100% extension slides
- Compatible with optional divider kits - see page 290
- 30mm thick worktops
- For more cabinet information see page 228 - 241
- All models 600mm deep x 930mm high

Cabinets are 900mm high x 550mm deep x 525 / 800mm wide




**A**



Model	Width x Depth x Height (mm)	Cabinet W x D x H	Drawers	Mpx worktop	Lino worktop
				Order Ref.	Order Ref.
A	1500 x 600 x 930	525 x 550 x 900	1x 125, 4x 175	16921900.19	16921910.19
	2000 x 600 x 930	525 x 550 x 900	1x 125, 4x 175	16921950.19	16921960.19



**B**



**C**

Model	Width x Depth x Height (mm)	Cabinet W x D x H	Drawers	Mpx worktop	Lino worktop
				Order Ref.	Order Ref.
B	1500 x 600 x 930	525 x 550 x 900	1x 125, 1x 175 / 500 cupboard with shelf	16921902.19	16921912.19
	2000 x 600 x 930	525 x 550 x 900	1x 125, 1x 175 / 500 cupboard with shelf	16921952.19	16921962.19
C	1500 x 600 x 930	525 x 550 x 900	4x 100, 2x 125, 1x 175	16921901.19	16921911.19
	2000 x 600 x 930	525 x 550 x 900	4x 100, 2x 125, 1x 175	16921951.19	16921961.19

# Pedestal Benches



**D**

Model	Width x Depth x Height (mm)	Cabinet W x D x H	Drawers	Mpx worktop	Lino worktop
				Order Ref.	Order Ref.
	1500 x 600 x 930	800 x 550 x 900	1x 125, 1x 175 / 500 cupboard with shelf	16921905.19	16921915.19
D	2000 x 600 x 930	800 x 550 x 900	1x 125, 1x 175 / 500 cupboard with shelf	16921955.19	16921965.19



**E**

**E**

Model	Width x Depth x Height (mm)	Cabinet W x D x H	Drawers	Mpx worktop	Lino worktop
				Order Ref.	Order Ref.
E	1500 x 600 x 930	800 x 550 x 900	4x 100, 2x 125, 1x 175	16921904.19	16921914.19
	2000 x 600 x 930	800 x 550 x 900	4x 100, 2x 125, 1x 175	16921954.19	16921964.19

**Housing:**

RAL 7035 – light grey

**Fronts:**

RAL 7016 – anthracite grey

RAL 5010 – gentian blue

RAL 7035 – light grey

RAL 3004 – crimson red

cupio  
cabinets

cupio  
mobile

cupio  
cupboards

cupio  
benches

cupio  
accessories

perfo

CNC

verso  
cabinets

verso  
mobile

verso  
cupboards

verso  
benches

verso  
accessories

facilities

cases

seating

# verso | Benches Storage Benches

## Storage Benches

- 30mm multiplex worktops
- Steel frame with integrated storage modules
- Access beneath bench allows good housekeeping
- Individual lockable cupboards and cabinets
- Roller bearing drawers with 75kg U.D.L. capacity and 100% extension slides
- Open areas supplied with adjustable shelf
- Storage units are 443mm or 718mm wide, 550mm deep x 600mm high
- Static models are height adjustable from 830mm - 930mm
- Mobile models are 830mm high with 125mm diameter castors
- 600mm Deep
- Supplied assembled ready to use
- 1500 and 2000mm static models are compatible with the rear frame system



See pages 290 - 292

443mm wide units use the 525mm wide cabinet dividers. 718mm wide units use the 800mm wide cabinet dividers

## 1250mm Wide



1x 443w cabinet with 1x 125 drawers, 1x 350h cupboard, 1x 443w shelf

Type	Size	Order Ref.
Static	1250 x 600	16923000.19
Mobile	1250 x 600	16923200.19



2x 443w cabinets with 2x 125 drawers, 2x 350h cupboards

Type	Size	Order Ref.
Static	1250 x 600	16923001.19
Mobile	1250 x 600	16923201.19



## 1250mm Wide



1x 443w cabinet with 1x 125, 2x 175h drawers, 1x 443w x 475h cupboard

Type	Size	Order Ref.
Static	1250 x 600	16923003.19
Mobile	1250 x 600	16923203.19



2x 443w cabinets with 2x 125, 4x 175h drawers

Type	Size	Order Ref.
Static	1250 x 600	16923004.19
Mobile	1250 x 600	16923204.19

## 1500mm Wide



1x 443w cabinet with 1x 125 2x 175h drawers, 1x 718w shelf

Type	Size	Order Ref.
Static	1500 x 600	16923012.19
Mobile	1500 x 600	16923212.19



1x 718w cabinet with 1x 125, 2x 175h drawers, 1x 443w shelf

Type	Size	Order Ref.
Static	1500 x 600	16923013.19
Mobile	1500 x 600	16923213.19



1x 443w x 475h cupboard, 1x 718w cabinet with 1x 125, 2x 175h drawers

Type	Size	Order Ref.
Static	1500 x 600	16923014.19
Mobile	1500 x 600	16923214.19



1x 443w, 1x 718w cabinets with 2x 125, 4x 175h drawers

Type	Size	Order Ref.
Static	1500 x 600	16923015.19
Mobile	1500 x 600	16923215.19

### Housing:

RAL 7035 – light grey	RAL 7016 – anthracite grey	RAL 5010 – gentian blue	RAL 7035 – light grey	RAL 3004 – crimson red

### Fronts:

RAL 7035 – light grey	RAL 7016 – anthracite grey	RAL 5010 – gentian blue	RAL 7035 – light grey	RAL 3004 – crimson red

cupbio  
cabinets

cupbio  
mobile

cupbio  
cupboards

cupbio  
benches

cupbio  
accessories

perfo

CNC

verso  
cabinets

verso  
mobile

verso  
cupboards

verso  
benches

verso  
accessories

facilities

cases

seating

# verso | Benches Storage Benches

## 1750mm Wide



2x 443w cabinets with 1x 125, 2x 175 drawers and 475h cupboard, 1x 443w shelf

Type	Size	Order Ref.
Static	1750 x 600	16923020.19
Mobile	1750 x 600	16923220.19




2x 443w cabinets with 2x 125h drawers and 2x 350h cupboards, 1x 443w shelf

Type	Size	Order Ref.
Static	1750 x 600	16923021.19
Mobile	1750 x 600	16923221.19



2x 475h x 443w cupboards, 1x 443w cabinet with 1x 125, 2x 175h drawers

Type	Size	Order Ref.
Static	1750 x 600	16923022.19
Mobile	1750 x 600	16923222.19



3x 475h x 443w cabinets with 3x 125, 6x 175h drawers

Type	Size	Order Ref.
Static	1750 x 600	16923023.19
Mobile	1750 x 600	16923223.19

### Dividers



See pages 290 - 292

443mm wide units use the 525mm wide cabinet dividers. 718mm wide units use the 800mm wide cabinet dividers

## 2000mm Wide




2x 475h x 443w cupboards, 1x 718w cabinet with 1x 125, 2x 175h drawers

Type	Size	Order Ref.
Static	2000 x 600	16923032.19
Mobile	2000 x 600	16923232.19



2x 443w cabinets with 2x 125 drawers, 2x 350h cupboards, 1x 718w shelf

Type	Size	Order Ref.
Static	2000 x 600	16923031.19
Mobile	2000 x 600	16923231.19



2x 443w cabinets, 1x 718w cabinet with 3x 125, 6x 175h drawers

Type	Size	Order Ref.
Static	2000 x 600	16923033.19
Mobile	2000 x 600	16923233.19



2x 443w cabinets with 2x 125, 4x 175h drawers, 1x 718w shelf

Type	Size	Order Ref.
Static	2000 x 600	16923034.19
Mobile	2000 x 600	16923234.19

## Mid / Cupboard Shelf



Cupboard Width (mm)	Order Ref.
443	16926912.51
718	16926915.51

### Housing:

RAL 7035 – light grey

### Fronts:

RAL 7016 – anthracite grey

RAL 5010 – gentian blue

RAL 7035 – light grey

RAL 3004 – crimson red

cubio  
cabinets

cubio  
mobile

cubio  
cupboards

cubio  
benches

cubio  
accessories

perfo

CNC

verso  
cabinets

verso  
mobile

verso  
cupboards

verso  
benches

verso  
accessories

facilities

cases

seating

## verso | Benches Rear Frame System Kits

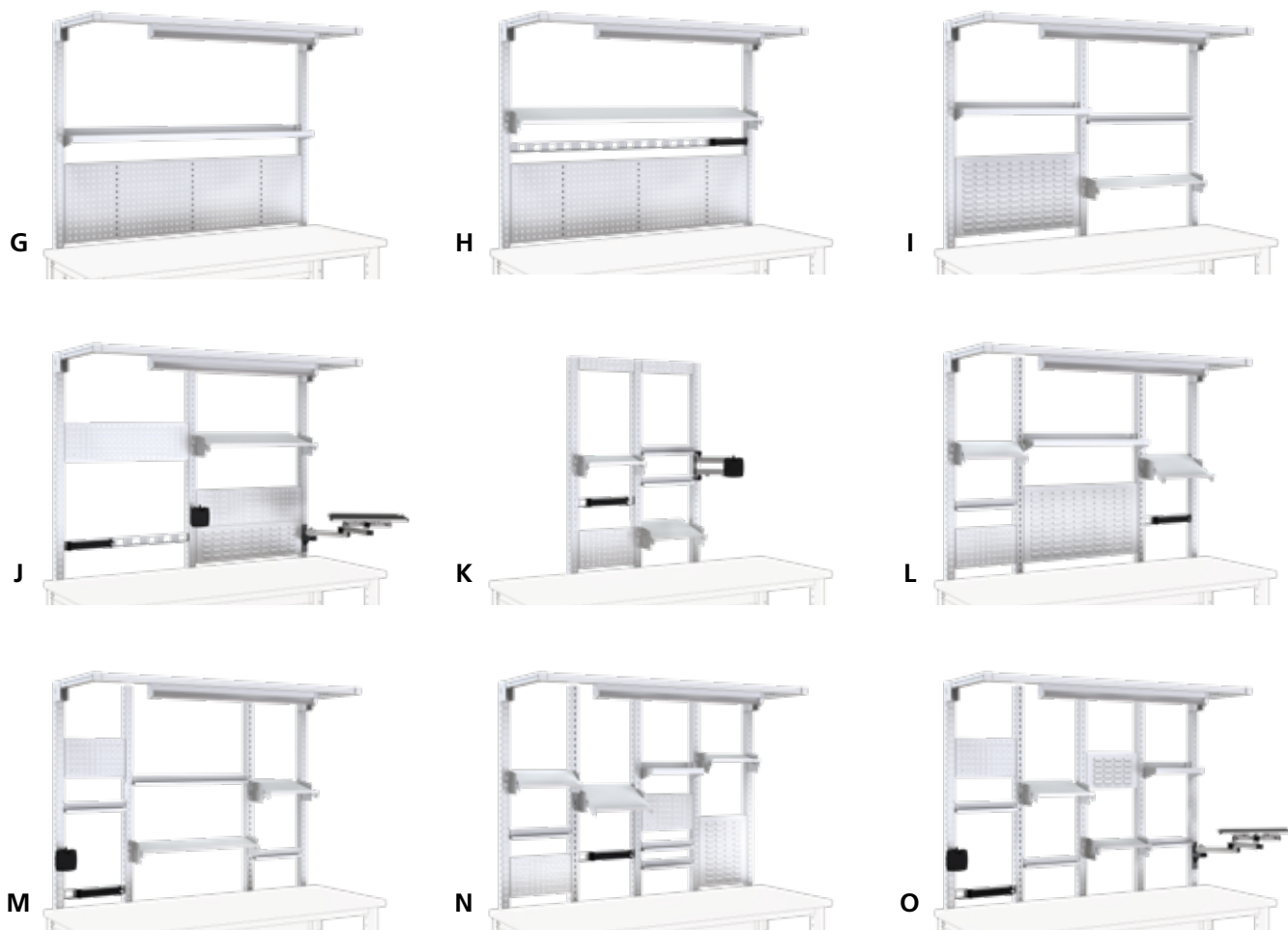
### 1500mm Complete Rear Frame Kits for verso Benches

- Create an ergonomic workstation
- Models available to suit framework or storage style workbenches
- Rear sections may be 450, 900, 1350 or 1800mm wide and can be configured in any combination up to the width of the bench
- Accessories available in 450, 900, 1350 or 1800mm widths
- Short uprights are suitable for a 2x 240mm or a 480mm high panel and a fixed shelf
- Choose from complete kits or build your own
- Supplied in RAL7035 light grey



Model	Light	perfo Panel	Louvre Panel	Fixed Shelf	Adjustable Shelf	Power Rail	Power Sockets	Bin Rail	Swivel Tray	Monitor holder	Framework Order Ref.	Storage Order Ref.
A	Yes	1x 1300W x 480H		1x 1300W x 200D							16924402.16	16924422.16
B	Yes	1x 1300W x 480H			1x 1300W x 350D	1x 1300W	4x			1x swivel	16924403.16	16924423.16
	No	1x 900W x 240H	1x 900W x 240H		1x 900W x 350D				1x		16924404.16	16924424.16
C	Yes	1x 450W x 240H	1x 900W x 240H	1x 900W x 200D	1x 450W x 200D			1x 450W			16924405.16	16924425.16
D	Yes	1x 900W x 240H 1x 450W x 240H	1x 900W x 240H		1x 900W x 350D	1x 450W	4x	1x 450W	1x	1x fixed	16924406.16	16924426.16
E	Yes	2x 450W x 240H		1x 450W x 200D	1x 450W x 200D 1x 450W x 350D	1x 450W	4x	3x 450W			16924407.16	16924427.16
F	Yes	1x 450W x 240H		1x 450W x 200D	1x 450W x 350D	1x 450W	4x	3x 450W	1x	1x fixed	16924408.16	16924428.16

## 2000mm Complete Rear Frame Kits for verso Benches



Model	Light	perfo Panel	Louvre Panel	Fixed Shelf	Adjustable Shelf	Power Rail	Power Sockets	Bin Rail	Swivel Tray	Monitor holder	Framework Order Ref.	Storage Order Ref.
G	Yes	1x 1800W x 480H		1x 1800W x 200D							16924602.16	16924622.16
H	Yes	1x 1800W x 480H			1x 1800W x 350D	1x 1800W	6x				16924603.16	16924623.16
I	Yes		1x 900W x 480H	1x 900W x 200D	1x 900W x 200D			1x 900W			16924604.16	16924624.16
J	Yes	2x 900W x 240H	1x 900W x 240H		1x 900W x 350D	1x 900W	4x		1x	1x fixed	16924605.16	16924625.16
K	No	1x 450W x 240H			1x 450W x 200D 1x 450W x 350D	1x 450W	4x	2x 450W		1x swivel	16924606.16	16924626.16
L	Yes	1x 450W x 240H	1x 900W x 480H	1x 900W x 200D	1x 450W x 200D 1x 450W x 350D	1x 450W	4x	1x 450W			16924607.16	16924627.16
M	Yes	1x 450W x 240H			1x 450W x 350D 1x 900W x 200D	1x 450W	4x	2x 450W 1x 900W		1x fixed	16924608.16	16924628.16
N	Yes	2x 450W x 240H	1x 450W x 480H	1x 450W x 200D	2x 450W x 200D 1x 450W x 350D	1x 450W	4x	3x 450W			16924609.16	16924629.16
O	Yes	1x 450W x 240H	1x 450W x 240H	1x 450W x 200D	1x 450W x 200D 1x 450W x 350D	1x 450W	4x	3x 450W	1x	1x fixed	16924610.16	16924630.16

cubio cabinets

cubio mobile

cubio cupboards

cubio benches

cubio accessories

perfo

CNC

verso cabinets

verso mobile

cupboards

benches

accessories

facilities

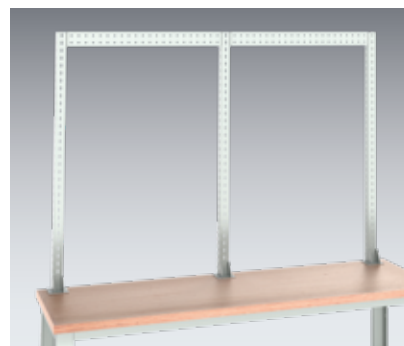
cases

seating

# verso | Benches Rear Frame System Components

## Half back frames


- Create an ergonomic workstation
- Suitable for all bench styles
- Fits directly to the worktop
- Rear sections are 900, 1350 or 1800mm wide to suit accessories
- Add accessories to the basic frames
- Supplied in RAL7035 light grey




Width (mm)	Accessory width (mm)	Order Ref.
950	1x 900	41010205.16
1400	1x 1350	41010208.16

Width (mm)	Accessory width (mm)	Order Ref.
1850	2x 900	41010212.16
1850	1x 1800	41010213.16


## Rear Frame System




Item	1500 Bench	2000 Bench
	Order Ref.	Order Ref.
Twin upright set for verso framework bench	41010158.16	41010159.16
Triple upright set for verso framework bench	41010160.16	41010161.16
Twin upright set for verso storage bench	41010250.16	41010251.16
Triple upright set for verso storage bench	41010252.16	41010253.16
Additional Upright	41010162.16	41010162.16
Twin short upright set for verso framework bench	41010242.16	41010243.16
Triple short upright set for verso framework bench	41010244.16	41010245.16
Twin short upright set for verso storage bench	41010254.16	41010255.16
Triple short upright set for verso storage bench	41010256.16	41010257.16
Additional short Upright	41010246.16	41010246.16



240mm high perfo panel



480mm high louvre panel




Adjustable shelf

Item	450mm Wide	900mm Wide	1350mm Wide	1800mm Wide
	Order Ref.	Order Ref.	Order Ref.	Order Ref.
perfo panel 240mm high	14025340.16	14025341.16	14025342.16	14025343.16
perfo panel 480mm high	14025344.16	14025345.16	14025346.16	14025347.16
Louvre panel 240mm high	14025360.16	14025361.16	14025362.16	14025363.16
Louvre panel 480mm high	14025364.16	14025365.16	14025366.16	14025367.16
Fixed shelf 200mm deep	41010166.16	41010167.16	41010168.16	41010169.16
Adjustable shelf 200mm deep	41010170.16	41010171.16	41010172.16	41010173.16
Adjustable shelf 350mm deep	41010174.16	41010175.16	41010176.16	41010177.16
Bin rail	41011014.16	41011015.16	41011016.16	/

## Rear Frame Accessories



LED light and support frame



Power rail



Power rail shown with socket outlet strip with FR sockets & switch

Item	450mm Wide	900mm Wide	1350mm Wide	1800mm Wide
	Order Ref.	Order Ref.	Order Ref.	Order Ref.
LED light with support frame	/	41010163.16*	41010164.16	41010165.16
Top brace (for use instead of light)	41011132.16	41011104.16	41011105.16	41011193.16
Power rail	41011250.16	41011251.16	41011252.16	41011253.16
Vertical power rail bracket	41011254.16			
Socket outlet strip with 4 x U.K. sockets & on/off switch	51001128			
Socket outlet strip with 6 x U.K. sockets & on/off switch	51001129			

Choose the correct length / type power rail and then add socket outlet strips to suit your requirements.

The overhead lights are supplied with a 3m cable and U.K plug. Socket outlet strips are supplied with a 1.8m U.K. plug.

Please ensure all necessary regulations are adhered to for your application. \* - Note the LED light is wider than the 900mm wide frame.




Monitor bracket



Monitor bracket & arm



Swivel arm & tray



Service duct

Item	Order Ref.
Monitor bracket (VESA 75/100)	41011086
Monitor arm & bracket (VESA 75/100)	41011087
Swivel arm & tray	41011061.20
Service duct with 4 x UK sockets and 3m cable & UK plug (1500mm)	11042235
Service duct with 4 x UK sockets and 3m cable & UK plug (2000mm)	11042236

### Housing:

RAL 7035 – light grey

### Fronts:

.19 RAL 7016 – anthracite grey

.11 RAL 5010 – gentian blue

.16 RAL 7035 – light grey

.24 RAL 3004 – crimson red

cupio  
cabinets

cupio  
mobile

cupio  
cupboards

cupio  
benches

cupio  
accessories

perfo

CNC

verso  
cabinets

verso  
mobile

verso  
cupboards

verso  
benches

verso  
accessories

facilities



cases

seating

## verso - Accessories







## Comprehensive Range

A wide range of accessories for verso cabinets, mobile, cupboards and benches; allowing you to individually configure to your specific needs.

### Drawer Divider Kits

Small parts can be efficiently organised with plastic boxes, inlay mats and adjustable metal dividers. Supplied as simple pre-designed kits, or custom layouts can be created upon request.

### Internal Options

To create a fully functioning verso cupboard or cabinet, choose from a selection of internal fittings, including; perfo and louvre backpanels, hanging rails, drawer kits, shelves and worktops.

### External Options

30mm thick Multiplex or Lino worktops are available for all verso cabinets and cupboards, as well as top tray options. Lectern tops provide convenient workstation solutions.

verso  
cabinets

verso  
mobile

verso  
cupboards

verso  
benches

verso  
accessories

perfo

CNC

verso  
cabinets

verso  
mobile

verso  
cupboards

verso  
benches

verso  
accessories

facilities

cases

seating

## verso | Accessories Dividers

### Adjustable Metal Dividers

Galvanised metal dividers in a wide range of sizes to suit all cabinets

All parts are readily adjustable in position allowing individual layouts to be easily created and amended as requirements change.

Supplied as pre-designed kits for ease of choice. Custom layouts can be created, please ask for details.



### Plastic Boxes

Tough plastic divider boxes in a wide range of sizes and heights.

All are easily removed to allow use elsewhere and easy amendment of layout. Labelling kit available.

Supplied as pre-designed kits for ease of choice. Custom layouts can be created, please ask for details.



### Inlay Mats

Foam matting for the drawer base.

Provides a softer, safer base for expensive or delicate items and can reduce noise especially in mobile applications.

May be used in conjunction with the metal dividers.



## 525mm Wide Cabinet / Cupboard Dividers



metal dividers - 3 compartment

Drawer	Order Ref.
100 / 125mm	16926800.51
175mm	16926801.51



metal dividers - 6 compartment

Drawer	Order Ref.
100 / 125mm	16926802.51
175mm	16926803.51



metal dividers - 9 compartment

Drawer	Order Ref.
100 / 125mm	16926804.51
175mm	16926805.51



plastic box kit - 15 compartment



inlay mat

Plastic Box Kit	Order Ref.
Drawer	
100 / 125 / 175mm	43020789

Inlay Mat	Order Ref.
Drawer	
100 / 125 / 175mm	16926900

## 800mm Wide Cabinet / Cupboard Dividers



metal dividers - 5 compartment

Drawer	Order Ref.
100 / 125mm	16926820.51
175mm	16926821.51



metal dividers - 9 compartment

Drawer	Order Ref.
100 / 125mm	16926822.51
175mm	16926823.51




metal dividers - 15 compartment

Drawer	Order Ref.
100 / 125mm	16926824.51
175mm	16926825.51



plastic box kit - 24 compartment



inlay mat

Plastic Box Kit	Order Ref.
Drawer	
100 / 125 / 175mm	43020790

Inlay Mat	Order Ref.
Drawer	
100 / 125 / 175mm	16926901

cupio  
cabinets

cupio  
mobile

cupio  
cupboards

cupio  
benches

cupio  
accessories

perfo

CNC

verso  
cabinets

verso  
mobile

verso  
cupboards

verso  
benches

verso  
accessories

facilities

cases

seating

**1050mm Wide Cabinet / Cupboard Dividers**



metal dividers - 7 compartment

Drawer	Order Ref.
100 / 125mm	16926840.51
175mm	16926841.51



metal dividers - 13 compartment

Drawer	Order Ref.
100 / 125mm	16926842.51
175mm	16926843.51



metal dividers - 21 compartment

Drawer	Order Ref.
100 / 125mm	16926844.51
175mm	16926845.51



plastic box kit - 33 compartment



inlay mat

Plastic Box Kit	Order Ref.
Drawer	
100 / 125 / 175mm	43020791

Inlay Mat	Order Ref.
Drawer	
100 / 125 / 175mm	16926902

**1300mm Wide Cupboard Dividers**



metal dividers - 9 compartment

Drawer	Order Ref.
100 / 125mm	16926860.51
175mm	16926861.51



metal dividers - 16 compartment

Drawer	Order Ref.
100 / 125mm	16926862.51
175mm	16926863.51



metal dividers - 27 compartment

Drawer	Order Ref.
100 / 125mm	16926864.51
175mm	16926865.51



plastic box kit - 44 compartment



inlay mat

Plastic Box Kit	Order Ref.
Drawer	
100 / 125 / 175mm	43020822

Inlay Mat	Order Ref.
Drawer	
100 / 125 / 175mm	16926903

## verso | Accessories Internal Options

### Internal Drawers (550mm deep cupboards only)

100, 125mm or 175mm high drawers with 75kg capacity on smooth action roller bearing slides.

Divider kits are available for all internal drawers, choose from inlay mats, plastic box kits or adjustable metal dividers.

Drawer fronts are available in the four standard colour options.



Drawer Height	525mm Wide Cupboards	800mm Wide Cupboards	1050mm Wide Cupboards	1300mm Wide Cupboards
	Order Ref.	Order Ref.	Order Ref.	Order Ref.
100mm	16926960.19	16926963.19	16926966.19	16926977.19
125mm	16926961.19	16926964.19	16926967.19	16926978.19
175mm	16926962.19	16926965.19	16926968.19	16926979.19

### Galvanised Shelves

Durable, scuff resistant galvanised steel shelves with 75kg U.D.L.capacity. All shelves are adjustable on 25mm vertical pitch.

\* The 525 x 500 shelf is also suitable for a 1050mm wide cupboard with a central partition.



Cabinet	Order Ref.
525 x 350	16926910.51
800 x 350	16926913.51
1050 x 350	16926916.51

Cabinet	Order Ref.
525 x 550*	16926912.51
800 x 550	16926915.51
1050 x 550	16926918.51
1300 x 550	16926927.51

#### Housing:

RAL 7035 – light grey

#### Fronts:

.19 RAL 7016 – anthracite grey

.11 RAL 5010 – giant blue

.16 RAL 7035 – light grey

.24 RAL 3004 – crimson red

verso  
cabinets

verso  
mobile

verso  
cupboards

verso  
benches

verso  
accessories

perfo

CNC

verso  
cabinets

verso  
mobile

verso  
cupboards

verso  
benches

verso  
accessories

facilities

cases

seating

## verso | Accessories Internal Options

### Mpx Internal Worktop

25mm multiplex (laminated beech ply) shelf or worktop, adjustable on a 25mm pitch.

75kg U.D.L. capacity.



Cabinet	Order Ref.
1050 x 550	16926919
1300 x 550	16926944

### Hanging Rail

Three position hanging rail kit for use in 550mm deep cupboards. Adjustable vertically on a 25mm pitch.

(N.B. shelf not included)

\* The 525 wide rail is also suitable for a 1050mm wide cupboard with a central partition.



Cabinet	Order Ref.
525 x 550*	16926950.51
800 x 550	16926951.51
1050 x 550	16926952.51

## Backpanels

Steel internal panels for the rear of the 2000mm high x 550mm deep cupboards.

Available in perfo (for tools) and louvre (for bins).  
Each panel is 457mm high. Up to four panels may be fitted in each cupboard.

Note: Panels can not be used behind shelves or drawers.

Bin Dimensions W x D x H (mm) (colours as shown)

- No.1 - 103 x 90 x 55
- No.1B - 103 x 120 x 62
- No.2 - 103 x 165 x 83

Tools not included. Bin kits are designed for 1050mm wide models. Please see the perfo section, pages 136 - 147 for the full panel accessory range.



Cupboard Width	Item	Order Ref.
800	louvre backpanel	16926939.16
1050	louvre backpanel	16926941.16
1300	louvre backpanel	16926943.16
32 bin kit (32x No.2)		13031070
40 bin kit (8x No.1,16x No.1B,16x No.2)		13021008

Cupboard Width	Item	Order Ref.
800	perfo backpanel	16926938.16
1050	perfo backpanel	16926940.16
1300	perfo backpanel	16926942.16
11 piece hook kit		14030064
15 piece hook kit		14031411



15 piece hook kit



32 piece bin kit



40 piece bin kit

cubio  
cabinets

cubio  
mobile

cubio  
cupboards

cubio  
benches

cubio  
accessories

perfo

CNC

verso  
cabinets

verso  
mobile

verso  
cupboards

verso  
benches

verso  
accessories

facilities

cases

seating


**Mpx Worktop**



30mm thick laminated beech ply. A tough general duty top suitable for most workplace applications. 600mm deep.

Cabinet Plan (w x d mm)	Order Ref.
525 x 550	41201147.08
800 x 550	41201149.08
1050 x 550	41201150.08
1300 x 550	41201159.08


**Lino Worktop**



30mm thick with grey lino surface. Easy clean with good surface resistance to water, oils, and chemicals. Ideal for assembly and storage areas. 600mm deep.

Cabinet Plan (w x d mm)	Order Ref.
525 x 550	41201147.15
800 x 550	41201149.15
1050 x 550	41201150.15
1300 x 550	41201159.15

**Top Tray**



3 sided steel upstands with inlaid matting. A multi purpose top, particularly suitable for mobiles.

Cabinet Plan (w x d mm)	Order Ref.
525 x 550	16926930.16
800 x 550	16926931.16
1050 x 550	16926932.16
1300 x 550	16926933.16

**Lectern Top**



Writing top unit with integral pen tray and front lip. 130mm high at the rear.

Cabinet Plan (w x d mm)	Order Ref.
525 x 550	16926920.16
800 x 550	16926921.16
1050 x 550	16926922.16
1300 x 550	16926923.16




## Fork Lift Base

100mm high base plinth incorporating fork lift channels.

Supplied complete with a removable faceplate.



Cabinet Plan (w x d mm)	Order Ref.
525 x 550	16926880.16
650 x 550	16926881.16
800 x 550	16926882.16
1050 x 550	16926883.16
1300 x 550	16926884.16



cupio  
cabinets

cupio  
mobile

cupio  
cupboards

cupio  
benches

cupio  
accessories

perfo

CNC

verso  
cabinets

verso  
mobile

verso  
cupboards

verso  
benches

verso  
accessories

facilities

cases

seating

# Facilities





## PPE & Janitorial Cupboards

Specially adapted versions of kitted cupboards; equipped with 'three point locking' ventilated or panel doors. Optional internal fittings include high-capacity galvanised shelves, roller bearing drawers, hanging rails and central partitions for separating items.

## Computer Cupboards

A range of robust workstations, for securely storing computing equipment in the workplace. Cupboards and monitor housings are lockable, with ventilated sides and cable routing apertures.

## Lectern Workstations

Lecterns are perfect for workspaces requiring both efficient storage and convenient workstations. Featuring sloping top, pen tray, paper stop and 'three point locking' doors. Available in standard and economy formats.

## Hazardous Substance Cupboards

Designed to comply with HSE guidelines and codes of best practice, by providing suitable storage for hazardous substances and materials. Featuring robust, welded steel housing, reinforced doors and 75kg U.D.L capacity sump trays; designed to catch and contain spilled substances.

## Cleaning & Recycling Stations

Wall-mounted, panel based, cleaning & recycling stations. For use with bins, hooks and a wide range of accessories.

To ensure maximum stability all verso cupboards should be bolted to the floor.

## verso | Facilities PPE & Janitorial Cupboards

### PPE & Janitorial Cupboards

- Specialist versions of the kitted cupboards
- Three point locking doors
- Galvanised shelves with 75kg U.D.L. capacity
- Roller bearing drawers with 75kg U.D.L. capacity per drawer
- Ventilated doors aid drying and allow a quick visual stock check
- Central vertical partition allows easy separation of clean / dirty items and gives space for tall products such as brooms or mops
- Hanging rail options offers easy storage of clothes

Accessories shown are not included.



A



B



C



D

525 / 800mm Wide x 550mm Deep							Plain Doors	Ventilated Doors
Model	Width	Width	Shelves	Drawers Left	Drawers Right	Rails	Order Ref.	Order Ref.
A	2000	525	1	/	/	1	16926350.19	16926724.19
B	2000	525	2	/	/	1	16926351.19	16926725.19
C	2000	800	1	/	/	1	16926459.19	16926744.19
D	2000	800	4	/	/	/	16926167.19	16926743.19

## PPE & Janitorial Cupboards



E



F



G



H

1050mm Wide x 550mm Deep							Plain Doors	Ventilated Doors
Model	Height	Partition	Shelves	Drawers Left	Drawers Right	Rails	Order Ref.	Order Ref.
E	1000	yes	4	/	/	/	16926555.19	16926763.19
F	1000	yes	2	1x 100, 1x 175	1x 100, 1x 175	/	16926556.19	16926764.19
G	1000	yes	2	2x 100, 2x 175	2x 100, 2x 175	/	16926557.19	16926765.19
H	1000	yes	2	3x 100, 5x125	/	/	16926558.19	16926766.19



**Housing:**

RAL 7035 – light grey

**Fronts:**

RAL 7016 – anthracite grey .19

RAL 5010 – gentian blue .11

RAL 7035 – light grey .16

RAL 3004 – crimson red .24

cupio  
cabinets

cupio  
mobile

cupio  
cupboards

cupio  
benches

cupio  
accessories

perfo

CNC

verso  
cabinets

verso  
mobile

verso  
cupboards

verso  
benches

verso  
accessories

facilities

cases

seating

seating

PPE & Janitorial Cupboards



A



A



B



C

1050mm Wide x 550mm Deep							Plain Doors	Ventilated Doors
Model	Height	Partition	Shelves	Drawers Left	Drawers Right	Rails	Order Ref.	Order Ref.
A	2000	yes	2	/	/	2	16926578.19	16926773.19
B	2000	yes	4	/	/	1	16926579.19	16926774.19
C	2000	yes	6	/	/	/	16926580.19	16926775.19

## PPE & Janitorial Cupboards



D



E



F



G

1050mm Wide x 550mm Deep							Plain Doors	Ventilated Doors
Model	Height	Partition	Shelves	Drawers Left	Drawers Right	Rails	Order Ref.	Order Ref.
D	2000	yes	3	1x 100, 3x 175	/	1	16926581.19	16926776.19
E	2000	yes	4	1x 100, 1x 175	1x 100, 1x 175	/	16926582.19	16926777.19
F	2000	yes	4	2x 100, 2x 175	2x 100, 2x 175	/	16926583.19	16926778.19
G	2000	no	1	/	/	1	16926584.19	16926771.19

**Housing:**

RAL 7035 – light grey

**Fronts:**

RAL 7016 – anthracite grey

RAL 5010 – gentian blue

RAL 7035 – light grey

RAL 3004 – crimson red

- cupio cabinets
- cupio mobile
- cupio cupboards
- cupio benches
- cupio accessories
- perfo
- CNC
- verso cabinets
- verso mobile
- verso cupboards
- verso benches
- verso accessories
- facilities
- cases
- seating

# verso | Facilities Computer Cupboards

## Computer Cupboards

- 650mm / 1050mm wide x 550mm deep
- Lockable cupboards with cable routing apertures
- Lockable, slide out keyboard tray
- Galvanised steel shelves with 75kg U.D.L capacity
- Lockable, ventilated monitor housings
- Sloping writing surface on 1050mm wide models

### 1050mm W x 550mm D x 1650mm H



Optional file holding shelf for 1050w enclosed model

Type	Order Ref.
Workstation	16928022.19
File Shelf	16928050.16

### 1050mm W x 550mm D x 1130mm H



Order Ref.

16928021.19

### 650mm W x 550mm D x 1000mm H



Order Ref.

16928000.19



**650mm W x 550mm D x 1650mm H** **Accessories**



Mobility kit for all 650mm wide models.

Type	Order Ref.
TFT - Static	16928001.19
TFT - Mobile	16928200.19

Type	Model Width	Order Ref.
Mobility Kit	650	16928052.16
Base Plinth (155mm High)	650	16928053.16
Base Plinth (155mm High)	1050	16928054.16

**Laptop Cupboard**

- Wall mounted secure storage for laptops at point of use
- 500mm wide x 150mm deep x 410mm high
- Lockable fold down flap
- Inner mat and fixing strap



Item	Order Ref.
Laptop Cupboard	16912350.19V

**Housing:**

RAL 7035 – light grey

**Fronts:**

RAL 7016 – anthracite grey .19

RAL 5010 – gentian blue .11

RAL 7035 – light grey .16

RAL 3004 – crimson red .24

- cupio cabinets
- cupio mobile
- cupio cupboards
- cupio benches
- cupio accessories
- perfo
- CNC
- verso cabinets
- verso mobile
- verso cupboards
- verso benches
- verso accessories
- facilities
- cases
- seating

### Lecterns

- Sloping top lecterns with pen tray and paper stop in standard and economy formats
- Reinforced doors (double doors on 800 / 1050mm wide models, single door on 525mm wide versions)
- 1000mm high at front, 1130mm high at rear, 550mm deep
- Optional backpanel in plain, perfo and file holding styles. (Overall height with back panel fitted is 2000mm)



### Lectern

- Three point locking, reinforced doors
- Roller bearing drawers with 75kg U.D.L capacity and 100% extension 175mm high
- Galvanised shelves adjustable on 25mm pitch
- 75kg U.D.L. capacity per shelf



Width	Shelves	Drawers	Order Ref.
525mm	1	1	16926370.19
800mm	1	1	16926470.19
1050mm	1	1	16926590.19

### Economy Lectern


- Three point locking, reinforced doors
- Roller bearing drawers with 10kg U.D.L. capacity (half width on 1050mm wide models)
- Galvanised shelves adjustable on 100mm pitch
- 35kg U.D.L. capacity per shelf



Width	Shelves	Drawers	Order Ref.
525mm	1	1	16929024.19
1050mm	2	1	16929213.19
1050mm	1	2	16929212.19
1050mm	2	2	16929214.19

## Lectern Backpanel

- Suitable for all models
- perfo for use with tool holding accessories
- Plain for use as a notice board
- 2000mm overall height when fitted




Width	Item	Order Ref.
525mm	Plain backpanel	16926980.16
800mm	Plain backpanel	16926982.16
1050mm	Plain backpanel	16926984.16
5 piece magnet set		80501002
525mm	perfo backpanel	16926981.16
800mm	perfo backpanel	16926983.16
1050mm	perfo backpanel	16926985.16
10 piece hook kit		14031410

## File Shelf for 1050mm wide Backpanel

3 compartment file holding shelf for backpanel.  
290mm deep x 320mm high. (Files not included)

Order Ref.

16926986.16



## Economy Lecterns complete with Backpanels

Fully kitted economy models including a backpanel.

- 1050mm wide models have 2 shelves and 1 drawer
- 525mm wide models have 1 shelf and 1 drawer.
- 550mm deep x 2000mm overall high.

Width (mm)	Backpanel	Order Ref.
525	perfo	16929025.19
525	Plain	16929026.19
1050	perfo	16929216.19
1050	Plain	16929217.19
1050	Plain with file holder	16929218.19



Housing:

RAL 7035 – light grey

Fronts:

RAL 7016 – anthracite grey

RAL 5010 – gentian blue

RAL 7035 – light grey

RAL 3004 – crimson red

### Hazardous Substance Cupboards

- Designed to help you comply with HSE guidelines and accepted codes of practice
- Safety labelling in accordance with BS EN ISO 10:2012+A5:2015
- Sealed sump trays to catch and contain any spilt substance
- Trays adjustable with 75kg U.D.L capacity
- Support legs available for 1050mm wide models
- 350mm deep model suitable for wall mounting
- Finished in RAL1023 yellow epoxy powder paint

Accessories shown are not included



800mm high cupboard shown on optional support legs



Width	Depth	Height	Trays	Order Ref.
525	350	800	2	16926790.12
525	550	1000	2	16926791.12
1050	550	800	2	16926794.12
1050	550	1000	2	16926795.12
1050	550	2000	4	16926796.12
535mm high leg set for 1050W x 550D models				16926976.12
Additional sump tray for 525 x 350 models				16926970.12
Additional sump tray for 525 x 550 models				16926971.12
Additional sump tray for 1050 x 550 models				16926975.12

### Information Boards

- Wall mounted information boards
- Steel construction allows use of magnet set
- Information point labelling provided
- RAL7035 light grey epoxy powder paint

Item / Size	Order Ref.
1200 x 700	16601050.16
1500 x 950	16601051.16
5 piece magnet set	80501002



# verso | Facilities Cleaning & Recycling Stations

verso  
cabinets

verso  
mobile

verso  
cupboards

verso  
benches

verso  
accessories

verso  
perfo

verso  
CNC

verso  
cabinets

verso  
mobile

verso  
cupboards

verso  
benches

verso  
accessories

verso  
facilities

verso  
cases

verso  
seating

## Cleaning Station

- Wall mounted cleaning station
- Adjustable height bin bag holder with lower support
- Bags held in place by elasticated strap
- Bin bag holder has easy clean, light weight aluminium lid
- 8 piece accessory kit included, ideal for storing brooms and brushes
- Optional 7 piece bin labelling kit
- 750mm wide x 1981mm high panel
- Bag holders are 335mm wide x 325mm deep, 665 - 855mm high
- RAL7035 light grey epoxy powder paint



Labelling kit contains one of each type. Blank label may be customised to suit your site requirements. Labels are 150mm x 150mm

Item	Order Ref.
Cleaning Station	14030197
Bin Labelling Kit	81020008



## Recycling Station

- Wall mounted recycling station
- Adjustable height bin bag holder with lower support
- Bags held in place by elasticated strap
- Bin bag holder has easy clean, light weight aluminium lid
- Optional 7 piece bin labelling kit available
- 350mm wide x 990mm high panel
- Bin bag holders are 335mm wide x 325mm deep, 360mm - 815mm high
- Kit contains one panel and one bin holder
- RAL7035 light grey epoxy powder paint



Supplied as a single kit. Recycling stations may be positioned side by side.

Item	Order Ref.
Recycling Station	14030198
Bin Labelling Kit	81020008



Labelling kit contains one of each type. Blank label may be customised to suit your site requirements. Labels are 150mm x 150mm

# Cases





## Aluminium Transport Cases

The perfect solution for protecting equipment from dust and damage during transit. Designed around Europallet dimensions for easy integration with universal travel systems.

### Lightweight & Robust

Lightweight aluminium construction, with ribbed corners for added strength. Securely stackable, using locator guides on each corner.

### Tough Grip

Tough, plastic protected grip, with 35kg load capacity, per handle.

### Steel Tool Chests

Strong, tool storage chest, designed to withstand use in demanding environments. Hardboard lined to protect damage to the interior. Includes removable parts tray for smaller items.

### Heavy-duty

Manufactured in phosphated steel for increased corrosion protection and finished in a durable, epoxy powder-coat paint. Features wrap-over, shower resistant lid.

### Secure Handling

With double grab handles for firm handling and padlockable hasp & staple clasps for security.

## bott | Cases Aluminium Transport Cases

### Aluminium Transport Cases

- Ribbed body for strength, whilst remaining light weight
- Tough plastic protected grip, load capacity of 35kg per handle
- Stackable with stacking locators on each corner
- Recessed base prevents ingress of water if used on wet floors
- Rubber seal to lid gives a shower resistant container
- Based around Europallet dimensions



Item	External Dimensions W x D x H (mm)	Internal Dimensions W x D x H (mm)	Weight (kg)	Litres	Order Ref.
A620	585 x 385 x 250	550 x 350 x 220	4.5	42	02501001
A640	585 x 385 x 410	550 x 350 x 380	5.3	73	02501002
A833	785 x 385 x 340	750 x 350 x 310	6.1	81	02501003
A840	785 x 585 x 410	750 x 550 x 380	8.1	156	02501004
A860	785 x 585 x 610	750 x 550 x 580	9.6	239	02501005
A1250	1185 x 785 x 510	1150 x 750 x 480	15.4	414	02501007



## Steel Tool Chests

- Phosphated sheet steel construction with wrap over, shower resistant lid
- Hasp and staple clasps, padlockable for security
- Removable parts tray for smaller items
- Double grab handles (not P640)
- Hardboard lined to prevent damage to toolchest (not P640)
- Durable epoxy powder coat finish, RAL7016 anthracite grey only



**P640**



**U700**



**U830**



**U910**



**U1000**

Item	External Dimensions W x D x H (mm)	Internal Dimensions W x D x H (mm)	Weight (kg)	Order Ref.
P640	640 x 250 x 235	595 x 205 x 205	6.2	02502020.19V
U700	720 x 392 x 300	645 x 320 x 260	15.6	02502021.19V
U830	860 x 472 x 332	790 x 395 x 295	20.2	02502022.19V
U910	939 x 562 x 424	865 x 490 x 385	28.2	02502023.19V
U1000	1015 x 400 x 300	940 x 320 x 265	18.0	02502024.19V

- cupboards
- benches
- accessories
- perforated
- CNC
- versos
- mobile
- cupboards
- benches
- accessories
- facilities
- cases
- seating





# Seating





## Ergonomic Seating

With tilt, height and angle adjustability, our range of ergonomic seating solutions has been specifically chosen to work in a variety of workplaces. Providing comfort and easy working, ergonomically designed chairs can greatly improve posture, reduce back pain and ultimately improve productivity.

## Strength & Stability

The 'five leg base' style on all chairs, provides the utmost stability, with 120kg maximum U.D.L. load capacity.

## Practical Vinyl

Vinyl chairs are sturdy, highly durable and easy to clean, making them ideal for general workshop use. Comfort options with contoured seats and back cushions are also available.

## Hardwearing Fabric

Upholstered fabric chairs feature a cushioned blue seat and padded backrest, providing a good all round comfort solution for an office environment.

## Additional Options

Optional castor sets and armrests are available, as well as adjustable footrests for some models.

**Work Chairs**

- Gas lift height adjustment
- Backrest tilt, height and angle adjustment
- Stable 5 leg base
- High level chairs are supplied with a footrest, adjustable in height on the comfort model
- Optional castor set and armrests
- Fabric chairs have cushioned blue seat and backrest for good all round comfort
- Vinyl chairs have highly durable, easy clean, moulded dense foam ideally situated to general workshop use
- Comfort vinyl chairs have contoured seat and back squabs increasing comfort, whilst retaining the high durability and easy clean properties
- 120Kg Maximum U.D.L. load capacity



Model	Type	Height (mm)	Accessories	Order Ref.
A	Comfort low	470 - 600	\	88601010
B	Comfort high	640 - 900	Adjustable footrest	88601009
C	Fabric low	500 - 630	\	88601012
D	Vinyl low	470 - 600	\	88601008
E	Fabric high	670 - 930	footrest	88601011
F	Vinyl high	640 - 900	footrest	88601007

## Work Chairs Accessories



Castors may be fitted to high level chairs but can reduce stability, use only with caution.

Item	Order Ref.
Armrest set	88602004
Castor set	88602003

## Work Stools

- Gas lift height adjustment
- Comfortable, durable, easy clean, polyurethane seat squab
- Stable base with feet or rubber tyred castors
- Removable storage trays on mobile models
- 120Kg Maximum U.D.L. load capacity



G



H



I



J

Model	Type	Height (mm)	Order Ref.
G	Work stool static	580 - 840	88601068
H	Work stool mobile	550 - 810	88601002
I	Stand support	610 - 870	88601022
J	Work stool mobile	380 - 510	88601003

cupboards

mobile

cupboards

benches

accessories

perfo

CNC

cupboards

mobile

cupboards

benches

accessories

facilities

cases

seating

# avero - workstation system



Planning &  
consultation

2D & 3D  
visuals





## Modular solutions for manual assembly

Meet avero, the modular workstation system developed by bott - designed to enhance efficiency in production, assembly, and logistics environments. The system is highly flexible, allowing for the customisation and configuration of individual workstations, or complete assembly and production lines based on specific operational requirements.

Ergonomically designed, avero is durable and adaptable, making it ideal for creating optimised workflows in industries such as manufacturing and engineering. It can be easily reconfigured as processes or needs change, and offers a variety of components and accessories, including ESD (Electrostatic Discharge) protection options, to ensure safety and efficiency.

- Process Optimisation
- Productivity Improvement
- Flexible Customisation
- Optimal Material Flow
- Ergonomic Design
- ESD Protection





For more information please contact your local dealer: