



NORMLINE

**In-Vehicle Equipment
Citroen Dispatch SWB**





Note: Conversion above includes additional equipment over and above the Normline range.

Bott In-Vehicle Equipment and its advantages

Bott Ltd is one of the U.K.'s leading manufacturers and suppliers of In-Vehicle Storage Equipment, primarily for light commercial vehicles. Over the years Bott has established a strong reputation for its high product quality and service excellence.

As a U.K. manufacturer, Bott provides a range of standard modular solutions from its Normline range for single vehicles through to large fleets. This includes solutions for the tradesman through to national service fleets, the emergency services and utility companies.

As a company we offer a complete project management service; this involves anything from organising vehicle movements, design and

installation of electrical equipment through to the design and application of vehicle signs and graphics.

Bott are also able to offer a bespoke design service for those requiring something more specialised.

There are many features to the Normline range. These include locking bars, providing extra security for drawers and service cases; trigger locks to ensure drawers and service cases will not roll open and extendable runners to enable easier and more extensive access to drawers and service cases.

Health & Safety

For over 15 years, Bott Normline has been successfully tried and tested by a wealth of customers. Customers now recognise how our Normline range can help address health and safety matters when working from a vehicle.

Storage & Organisation

Efficient location of tools and other materials. Everything is to hand and neatly stored in your vehicle.

Flexibility & Mobility

Portable storage boxes and cases allow parts and tools to be easily transferred from the vehicle to the workplace.

Load Capacity & Rigidity

Achieved through a highly engineered heavy duty, steel construction to provide strength and durability.

Design of Equipment

Helps portray a professional image, and provides increased protection for occupants and materials.

Professional Image

Effective well equipped vehicles and motivated staff will improve customer perceptions of your business.

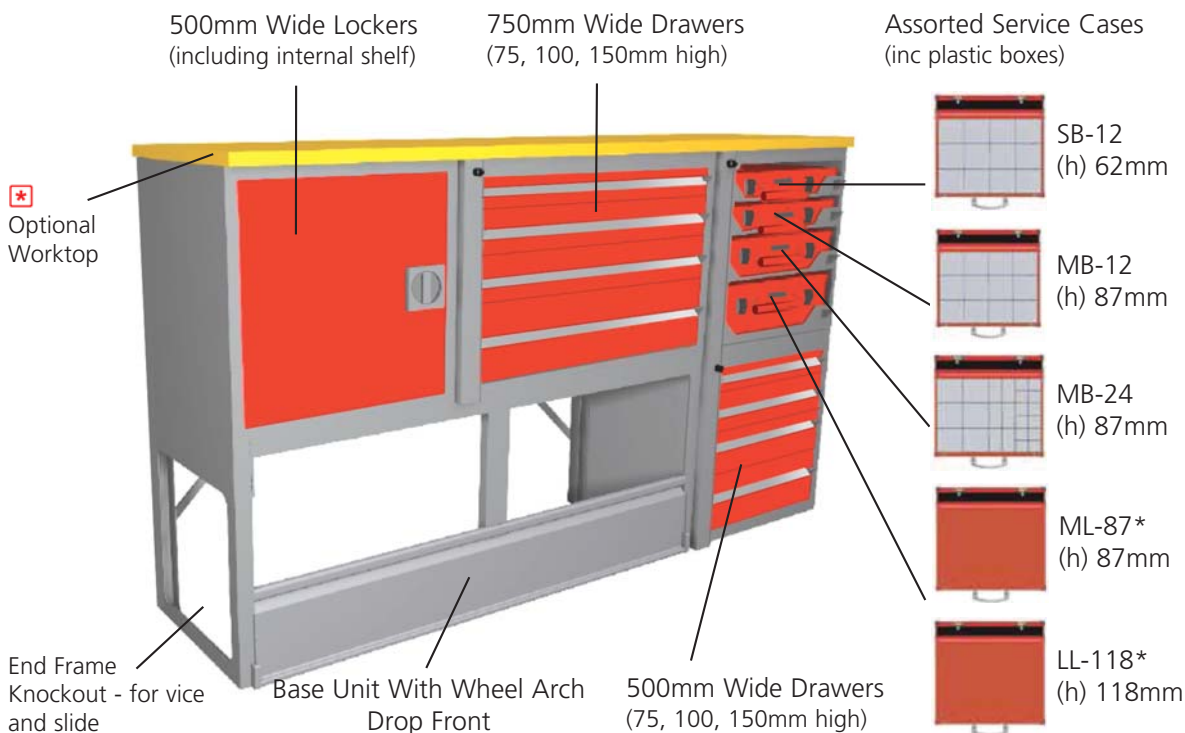
Pay-back

Through a combination of these advantages Bott In-Vehicle Equipment offers a sound investment into your working vehicles.

Quality

Manufactured in the UK, Bott Normline complies to ISO 9001:2000. This ensures products are manufactured to the highest standards every time.


Drawers, Lockers & Service Cases (module below is for illustration purposes only)

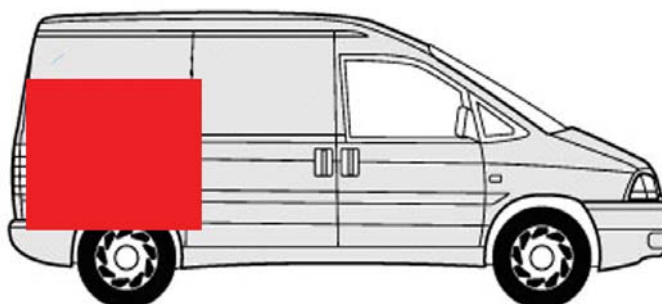


- * Where modules comprise of two services cases, MB-24 and ML-87 are supplied.
- * Where modules comprise of four service cases, SB-12, MB-12, MB-24 & LL-118 are supplied.
- ☒ Optional Worktop substituted for Top Tray.



Shelving Configuration (module below is for illustration purposes only)





(w)1000 x (d)412 x (h)1025mm

- Comprising of:
- 8 x 500mm wide drawers
(h 75, 100, 100, 150mm)
 - 100mm high top tray
 - base unit with drop down front

Part Number: 158 07 865.04 **i**
Part Number: 158 07 865.04 **s**



(w)1000 x (d)412 x (h)1025mm

- Comprising of:
- 500mm wide locker
 - 4 x 500mm wide drawers
(h 75, 100, 100, 150mm)
 - 100mm high top tray
 - base unit with drop down front

Part Number: 158 07 866.04 **i**
Part Number: 158 07 866.04 **s**



(w)1000 x (d)412 x (h)1025mm

- Comprising of:
- 4 service cases
(SB-12, MB-12, MB-24, LL-118)
 - 4 x 500mm wide drawers
(h 75, 100, 100, 150mm)
 - 100mm high top tray
 - base unit with drop down front

Part Number: 158 07 867.04 **i**
Part Number: 158 07 867.04 **s**



(w)1000 x (d)412 x (h)1025mm

- Comprising of:
- 2 x 500mm wide drawers
(h 75, 100mm)
 - 2 service cases
(MB-24, LL-118)
 - 4 x 500mm wide drawers
(h 75, 100, 100, 150mm)
 - 100mm high top tray
 - base unit with drop down front

Part Number: 158 07 868.04 **i**
Part Number: 158 07 868.04 **s**



(w)1000 x (d)412 x (h)1025mm

- Comprising of:
- 3 x 500mm wide drawers
(h 100, 150, 175mm)
 - 2 x 500mm wide low front shelves
 - 100mm high top tray
 - base unit with drop down front


Part Number: 158 07 869.04 **i**
Part Number: 158 07 869.04 **s**



(w)1000 x (d)412 x (h)1100mm

- Comprising of:
- 3 low front shelves
 - 100mm high top tray
 - drop down front


Part Number: 158 07 737.04 **i**
Part Number: 158 07 737.04 **s**



(w)1000 x (d)412 x (h)1100mm

- Comprising of:
- 3 drop front shelves
 - 100mm high top tray
 - drop down front

Part Number: 158 07 735.04 **i**
Part Number: 158 07 735.04 **s**



(w)1000 x (d)412 x (h)1025mm

- Comprising of:
- 8 x 500mm wide drawers
(h 75, 100, 100, 150mm)
 - 100mm high top tray
 - base unit with drop down front

Part Number: 158 07 865.04 **i**
Part Number: 158 07 865.04 **s**



(w)1000 x (d)412 x (h)1025mm

- Comprising of:
- 500mm wide locker
 - 4 x 500mm wide drawers
(h 75, 100, 100, 150mm)
 - 100mm high top tray
 - base unit with drop down front

Part Number: 158 07 866.04 **i**
Part Number: 158 07 866.04 **s**



(w)1000 x (d)412 x (h)1025mm

- Comprising of:
- 4 service cases
(SB-12, MB-12, MB-24, LL-118)
 - 4 x 500mm wide drawers
(h 75, 100, 100, 150mm)
 - 100mm high top tray
 - base unit with drop down front

Part Number: 158 07 867.04 **i**
Part Number: 158 07 867.04 **s**



(w)1000 x (d)412 x (h)1025mm

- Comprising of:
- 2 x 500mm wide drawers
(h 75, 100mm)
 - 2 service cases
(MB-24, ML-87)
 - 4 x 500mm wide drawers
(h 75, 100, 100, 150mm)
 - 100mm high top tray
 - base unit with drop down front

Part Number: 158 07 868.04 **i**
Part Number: 158 07 868.04 **s**



(w)1000 x (d)412 x (h)1025mm

- Comprising of:
- 3 x 500mm wide drawers
(h 100, 150, 175mm)
 - 2 x 500mm wide low front shelves
 - 100mm high top tray
 - base unit with drop down front


Part Number: 158 07 869.04 **i**
Part Number: 158 07 869.04 **s**



(w)1000 x (d)412 x (h)1100mm

- Comprising of:
- 3 low front shelves
 - 100mm high top tray
 - drop down front

Part Number: 158 07 737.04 **i**
Part Number: 158 07 737.04 **s**



(w)1000 x (d)412 x (h)1100mm

- Comprising of:
- 3 drop front shelves
 - 100mm high top tray
 - drop down front

Part Number: 158 07 735.04 **i**
Part Number: 158 07 735.04 **s**

Accessories

Plastic Bin Kits to suit shelf width




Width	Depth	Qty	Part Number
500	412	3	158 50 002
1000	412	4	158 50 024

Low Front Shelf Dividers




Shelf Depth(mm)	Part Number
412	158 17 012.01

Top Tray Dividers



Tray Depth(mm)	Part Number
412	158 17 002.01

Drawer Matting for drawers



Drawer Depth	500 wide	750 wide
412	158 64 071	

Drawer Divider Kits (6 Compartments)



Depth	Width	75mm high	100mm high
412	500	158 51 021	158 51 031

Ratchet Strap




Bolts to module ends
Part Number: 158 22 005
Part number indicates for individual

Fixed Vice & Slide



Telescopic slide unit with 100mm fixed vice
Part Number: 158 25 031.01

Vice



Description	Part Number
100mm Vice	158 25 002

Perfo Hook Kit (20 piece)



Description	Part Number
20 Piece Pack	158 27 002

For more information on the **bott** range of accessories including floors, linings, electrics, bulkheads and full vehicle livery please contact **bott** today.

Accessories



First Aid Kits

Dimensions w x d x h mm	Part Number(supply only)
300 x 222 x 390	158 23 001



Fire Extinguisher with mounting bracket, suitable for class A, B, C fires. 2kg powder filled.

Item	Part Number(supply only)
Fire Extinguisher with Mounting Bracket	158 23 032



20 Litre Steel Jerrican (all liquids)

Item	Part Number(supply only)
Steel Jerrican	158 24 010



Handwash System

Item	Dimensions	Part Number(supply only)
Miniwash Handwash Unit	300 x 222 x 390	158 06 701



Skin Care System

Item	Part Number(supply only)
Deb skin care cradle (including cartridges)	158 23 025
Replacement protective cream cartridge	158 23 026
Replacement skin sanitiser cartridge	158 23 027
Replacement hand cleaner cartridge	158 23 028



Interior Light

Item	Part Number(supply only)
12V/24W Fluorescent Interior Lighting	158 06 002



Beacon

Item	Part Number(supply only)
12V/55W Single Amber Rotating Beacon with Dashboard Switch	158 06 121
12V/55W Single Amber Xenon Beacon with Dashboard Switch	158 06 123

For more information on the **bott** range of accessories including floors, linings, electrics, bulkheads and full vehicle livery please contact **bott** today.



Bott Ltd
9 Tournament Way
Ivanhoe Industrial Estate
Ashby de la Zouch
Leicestershire
LE65 2UU
Tel: 0845 330 1090
Tel: 01530 410600
Fax: 01530 410629
E-mail: v-sales@bottltd.co.uk

Bott Ltd
63 Napier Road
Wardpark North Industrial Estate
Cumbernauld
Glasgow
Scotland
G68 0EF
Tel: 01236 737859
Fax: 01236 737863
E-mail: v-sales@bottltd.co.uk

www.bottltd.co.uk

E&OE: As part of the ongoing policy of product improvement and development, Bott Ltd reserve the right to alter colours and specifications to those illustrated in this leaflet.